



Agenda

Chino Valley Fire District Board of Directors

Thursday, December 18, 2025 at 4:00 PM

Central Arizona Fire and Medical Authority, Administration

8603 E. Eastridge Drive, Prescott Valley, AZ 86314

Pursuant to A.R.S. § 38-431.02, notice is hereby given to the members of the **Chino Valley Fire District** Board of Directors and the general public that the Chino Valley Fire District Board will hold a meeting open to the public on **Thursday, December 18, 2025**, starting at 4:00 PM. The meeting will be held at the **Central Arizona Fire & Medical Authority Administrative Office, 8603 E. Eastridge Drive, Prescott Valley, AZ 86314**. Members of the Governing Board may attend in person or virtually.

The Board may vote to go into Executive Session on any agenda item, pursuant to A.R.S. § 38-431.03(A)(3) for discussion and consultation for legal advice from the District's Attorney on matters as set forth on the agenda. The following topics and any variables thereto will be subject to Board consideration and discussion. All items are set for possible action.

Page

1. CALL TO ORDER / ROLL CALL OF BOARD MEMBERS

2. PLEDGE OF ALLEGIANCE

3. NEW BUSINESS

- A. Discussion and Possible Action Regarding Election of Board Chairperson and Board Clerk










4. CALL TO THE PUBLIC

In accordance with A.R.S. §38-431.01(H) the Chino Valley Fire District Board has decided to allow public comments as time permits. Those wishing to address the Board regarding an issue within the jurisdiction of this public body may do so by completing a *Call to the Public* form and submitting it to Staff. Speakers are limited to three (3) minutes but may submit written comments for Board records. Call to

the Public shall not exceed 30 minutes per meeting. Board members shall not discuss or take legal action on matters raised during an open call to the public, but may ask Staff to review a matter or may ask that a matter be placed on a future agenda.

5. **CONSENT AGENDA**

All matters listed under consent agenda are considered to be routine by the Chino Valley Fire District Board and will be enacted by one motion. There will be no separate discussion on these items. Any item may be removed by a Board member and will be considered separately for motion, discussion, and action.

- | | | |
|----|---|-----------|
| A. | Approve Regular Session Minutes - September 22, 2025
2025 09 22 CHV Regular Minutes - DRAFT.pdf  | 4 - 6 |
| B. | Approve General Fund Financial Statements - September 30, 2025, October 31, 2025, and November 30, 2025
2025 09 30 CHV GF Bank Reconciliation.pdf 
2025 10 31 CHV GF Bank Reconciliation.pdf 
2025 11 30 CHV GF Bank Reconciliation.pdf  | 7 - 91 |
| C. | Approve Bond Debt Service Financial Statements - September 30, 2025, October 31, 2025, and November 30, 2025
2025 09 30 CHV BDS Bank Reconciliation.pdf 
2025 10 31 CHV BDS Bank Reconciliation.pdf 
2025 11 30 CHV BDS Bank Reconciliation.pdf  | 92 - 152 |
| D. | Approve Annexation and Resolution 2025-23, Menlove, APN 304-04-209E
Annexation 2025-23 Menlove 304-04-209E.pdf  | 153 - 157 |
| E. | Approve Annexation and Resolution 2025-24, Chun, APN 306-01-036C
Annexation 2025-24 Chun 306-01-036C.pdf  | 158 - 163 |
| F. | Approve Annexation and Resolution 2025-25, Miranda, APN 305-03-406
Annexation 2025-25 Miranda 305-03-406.pdf  | 164 - 168 |
| G. | Approve Annexation and Resolution 2025-26, Hanby, APN 305-03-281 | 169 - 173 |

- | | | |
|----|--|-----------|
| H. | Approve Annexation and Resolution 2025-27 Soto, APN 304-05-125E
Annexation 2025-27 Soto 304-05-125E.pdf  | 174 - 178 |
| I. | Approve Annexation and Resolution 2025-28 RDP Builders LLC, APN 305-02-583
Annexation 2025-28 RDP Builders LLC 305-02-583.pdf  | 179 - 183 |
| J. | Approve Annexation and Resolution 2025-29 Ryan, 305-02-586
Annexation 2025-29 Ryan 305-02-586.pdf  | 184 - 188 |
| K. | Approve Annexation and Resolution 2025-30 Ryan, 305-02-585
Annexation 2025-30 Ryan 305-02-585.pdf  | 189 - 193 |

6. ADJOURNMENT

7. FOR INFORMATIONAL PURPOSES ONLY

The CAFMA agenda and monthly division reports are attached here for your convenience.

In compliance with the Americans with Disabilities Act (ADA), individuals with disabilities may request reasonable accommodations by contacting the Central Arizona Fire & Medical Authority Administrative Offices at (928) 772-7711 at least two (2) business days before the scheduled meeting.



Minutes

Chino Valley Fire District Board of Directors

Monday, September 22, 2025 at 4:00 PM

Central Arizona Fire and Medical Authority, Administration, 8603 E. Eastridge Drive, Prescott Valley

Present:

Cyndy Dicus, Dave Dobbs, Nick Plancich, Lorette Stewart, Nicolas Cornelius, Susanne Dixon, John Feddema, Denise Krizo, and Cody Rose

Absent:

Jodie Denike

1. CALL TO ORDER / ROLL CALL OF BOARD MEMBERS

Chair Dicus called the meeting to order at 4:01 p.m.

Attorney Cornelius attended remotely via Teams.

2. PLEDGE OF ALLEGIANCE

Chair Dicus led the Pledge of Allegiance.

3. CALL TO THE PUBLIC

There were no public comments.

4. CONSENT AGENDA

- A. Approve Regular Session Minutes - June 23, 2025
- B. Approve Joint Regular Session Minutes - July 10, 2025
- C. Approve Joint Executive Session Minutes - July 10, 2025

- D. Approve Joint Regular Session Minutes - July 29, 2025
 - E. Approve Joint Executive Session Minutes - July 29, 2025
 - F. Approve Joint Regular Session Minutes - August 25, 2025
 - G. Approve Joint Executive Session Minutes - August 25, 2025
 - H. Approve General Fund Financial Statements - June 30, 2025, July 31, 2025 and August 31, 2025
 - I. Approve Bond Debt Service Financial Statements - June 30, 2025, July 31, 2025 and August 31, 2025
 - J. Approve Annexation and Resolution 2025-15, Burns, APN 304-06-194
 - K. Approve Annexation and Resolution 2025-16, Clem, APN 305-03-320
 - L. Approve Annexation and Resolution 2025-17, Kingsley, APN 304-04-211A
 - M. Approve Annexation and Resolution 2025-18, Fernandez, APN 303-05-163B
 - N. Approve Annexation and Resolution 2025-19, Jones Dehart, APN 304-04-216B
 - O. Approve Annexation and Resolution 2025-20, Wilhide Dees, APN 305-03-259F
 - P. Approve Annexation and Resolution 2025-21, Docimo, APN 304-01-019S
 - Q. Approve Annexation and Resolution 2025-22, Yazzie, APN 304-01-022K
- Motion to approve the Consent Agenda.

Moved by: Dave Dobbs

Seconded by: Nick Plancich

Yes Cyndy Dicus, Dave Dobbs, Nick Plancich, and
Lorette Stewart

Passed 4-0

5. ADJOURNMENT

Motion to adjourn the meeting 4:03 p.m.

Moved by: Dave Dobbs

Seconded by: Lorette Stewart

Yes Cyndy Dicus, Dave Dobbs, Nick Plancich, and
Lorette Stewart

Passed 4-0

Clerk

CHINO VALLEY FIRE DISTRICT
GENERAL FUND BANK RECONCILIATION SEPTEMBER 2025

Reconciliation:		
Beginning Balance:	\$	101,565.36
Tax Revenue:	\$	125,691.58
Interest Revenue:	\$	433.89
Fire District Deposits:	\$	-
Checks From Accounts Payable:	\$	-
Fire Authority Funding:	\$	(21,566.25)
Tax Roll Corrections:	\$	-
Other:	\$	-
Ending Balance:	\$	206,124.58

Difference Between Balances: \$ -

Bank Statement Balance:		
Balance Per Bank:	\$	206,124.58
Outstanding Checks:	\$	-
Outstanding Deposits:		
Ending Balance:	\$	206,124.58

G/L Ending Balance: \$ 206,124.58

\$ 206,124.58

Deposits Per Bank Statement:		
Real Estate Taxes:	\$	111,154.19
Personal Property Taxes:	\$	4,412.16
Fire District Assistance Tax:	\$	10,125.23
Fire District Deposit:	\$	-
Interest Revenue:	\$	433.89
ADOT & Fish and Game In Lieu:	\$	-
Other:	\$	-
	\$	-
Ending Balance:	\$	126,125.47

Bank Reconciliation Register:		
Checks From Accounts Payable:	\$	-
Fire Authority Funding:	\$	21,566.25
Tax Roll Corrections:	\$	-
Total Checks:	\$	21,566.25

Tax and Interest Revenue: \$ 126,125.47
 Other: \$ -

Ending Balance: \$ 126,125.47

Reconciliation Approved By: John Feddema
 John Feddema, Fire Chief

Reconciliation Reviewed By: Cody Rose
 Cody Rose, Assistant Chief of Administration

Reconciliation Prepared By: Tessa Jordan
 Tessa Jordan, Finance Specialist

CHINO VALLEY FIRE DISTRICT GENERAL FUND

Tax Collection Data

Total Levy Month	FY 19-20 \$4,190,442 Collected	FY 20-21 \$4,497,237 Collected	FY 21-22 \$4,833,636 Collected	FY 22-23 \$5,218,024 Collected	FY 23-24 \$5,625,391 Collected	FY 24-25 \$6,172,519 Collected	FY 25-26 \$6,628,755 Collected
July	\$14,597	\$42,316	\$26,983	\$29,396	\$22,269	\$33,147	\$39,901
%	0.348%	0.941%	0.558%	0.563%	0.396%	0.537%	0.602%
% To Date	0.3483%	0.9409%	0.5582%	0.5633%	0.3959%	0.5370%	0.6019%
August	\$10,746	\$15,526	\$11,257	\$10,089	\$11,352	\$5,328	\$20,217
%	0.256%	0.345%	0.233%	0.193%	0.202%	0.086%	0.305%
% To Date	0.6048%	1.2862%	0.7911%	0.7567%	0.5977%	0.6233%	0.9069%
September	\$30,894	\$8,143	\$54,439	\$64,614	\$74,887	\$52,555	\$115,566
%	0.737%	0.181%	1.126%	1.238%	1.331%	0.851%	1.743%
% To Date	1.3420%	1.4673%	1.9174%	1.9950%	1.9289%	1.4747%	2.6503%
October	\$1,807,742	\$1,780,309	\$1,962,817	\$2,100,367	\$2,422,380	\$2,527,763	\$0
%	43.140%	39.587%	40.607%	40.252%	43.062%	40.952%	0.000%
% To Date	44.4817%	41.0540%	42.5249%	42.2471%	44.9904%	42.4266%	2.6503%
November	\$373,908	\$508,805	\$535,270	\$613,469	\$490,140	\$643,165	\$0
%	8.923%	11.314%	11.074%	11.757%	8.713%	10.420%	0.000%
% To Date	53.4046%	52.3677%	53.5987%	54.0038%	53.7034%	52.8465%	2.6503%
December	\$286,760	\$399,155	\$365,096	\$368,596	\$438,538	\$557,861	\$0
%	6.8432%	8.8756%	7.5532%	7.0639%	7.7957%	9.0378%	0.0000%
% To Date	60.2478%	61.2433%	61.1520%	61.0677%	61.4991%	61.8843%	2.6503%
January	\$115,429	\$118,322	\$183,242	\$167,132	\$232,096	\$155,018	\$0
%	2.7546%	2.6310%	3.7910%	3.2030%	4.1259%	2.5114%	0.0000%
% To Date	63.0023%	63.8742%	64.9429%	64.2707%	65.6250%	64.3957%	2.6503%
February	\$104,991	\$88,422	\$74,113	\$82,746	\$68,186	\$80,646	\$0
%	2.5055%	1.9661%	1.5333%	1.5858%	1.2121%	1.3065%	0.0000%
% To Date	65.5078%	65.8404%	66.4762%	65.8565%	66.8371%	65.7022%	2.6503%
March	\$142,182	\$143,500	\$112,700	\$150,474	\$95,046	\$86,316	\$0
%	3.3930%	3.1908%	2.3316%	2.8837%	1.6896%	1.3984%	0.0000%
% To Date	68.9008%	69.0312%	68.8078%	68.7402%	68.5267%	67.1006%	2.6503%
April	\$983,917	\$1,082,230	\$1,188,626	\$1,315,211	\$1,499,950	\$634,316	\$0
%	23.4800%	24.0643%	24.5907%	25.2051%	26.6639%	10.2765%	0.0000%
% To Date	92.3809%	93.0956%	93.3985%	93.9454%	95.1906%	77.3771%	2.6503%
May	\$206,496	\$202,990	\$226,873	\$242,625	\$245,899	\$1,225,907	\$0
%	4.9278%	4.5137%	4.6936%	4.6497%	4.3712%	19.8607%	0.0000%
% To Date	97.3086%	97.6092%	98.0921%	98.5951%	99.5619%	97.2378%	2.6503%
June	\$49,679	\$87,815	\$85,664	\$63,240	\$56,204	\$119,359	\$0
%	1.1855%	1.9527%	1.7723%	1.2120%	0.9991%	1.9337%	0.0000%
% To Date	98.4942%	99.5619%	99.8644%	99.8071%	100.5610%	99.1715%	2.6503%
TOTALS	\$4,127,341	\$4,477,533	\$4,827,080	\$5,207,958	\$5,656,947	\$6,121,380	\$175,684
Delinquency	1.5058%	0.4381%	0.1356%	0.1929%	-0.5610%	0.8285%	97.3497%

CHINO VALLEY FIRE DISTRICT GENERAL FUND

FDAT Collection Data

Total Levy Month	FY 19-20 \$366,547 Collected	FY 20-21 \$400,000 Collected	FY 21-22 \$400,000 Collected	FY 22-23 \$400,000 Collected	FY 23-24 \$400,000 Collected	FY 24-25 \$400,000 Collected	FY 25-26 \$400,000 Collected
July	\$1,475	\$2,769	\$1,871	\$2,011	\$1,145	\$1,312	\$1,324
%	0.403%	0.692%	0.468%	0.503%	0.286%	0.328%	0.331%
% To Date	0.4025%	0.6923%	0.4677%	0.5026%	0.2863%	0.3279%	0.3311%
August	\$653	\$662	\$1,498	\$575	\$540	\$429	\$633
%	0.178%	0.166%	0.375%	0.144%	0.135%	0.107%	0.158%
% To Date	0.5806%	0.8579%	0.8422%	0.6465%	0.4213%	0.4352%	0.4894%
September	\$1,853	\$879	\$4,669	\$4,994	\$4,589	\$4,297	\$10,125
%	0.505%	0.220%	1.167%	1.249%	1.147%	1.074%	2.531%
% To Date	1.0861%	1.0777%	2.0095%	1.8950%	1.5686%	1.5095%	3.0207%
October	\$107,270	\$160,480	\$159,909	\$157,752	\$161,660	\$170,801	\$0
%	29.265%	40.120%	39.977%	39.438%	40.415%	42.700%	0.000%
% To Date	30.3510%	41.1979%	41.9866%	41.3329%	41.9837%	44.2097%	3.0207%
November	\$30,666	\$48,339	\$52,249	\$55,107	\$49,601	\$39,496	\$0
%	8.3663%	12.0848%	13.0622%	13.7768%	12.4002%	9.8741%	0.0000%
% To Date	38.7172%	53.2826%	55.0488%	55.1097%	54.3839%	54.0838%	3.0207%
December	\$112,035	\$39,219	\$35,029	\$35,365	\$36,872	\$41,460	\$0
%	30.5650%	9.8048%	8.7572%	8.8413%	9.2179%	10.3651%	0.0000%
% To Date	69.2822%	63.0874%	63.8060%	63.9510%	63.6017%	64.4489%	3.0207%
January	\$11,446	\$12,625	\$15,294	\$14,833	\$15,371	\$11,113	\$0
%	3.1227%	3.1562%	3.8235%	3.7081%	3.8428%	2.7783%	0.0000%
% To Date	72.4049%	66.2436%	67.6294%	67.6591%	67.4445%	67.2272%	3.0207%
February	\$10,419	\$6,657	\$5,785	\$5,943	\$5,540	\$5,229	\$0
%	2.842%	1.664%	1.446%	1.486%	1.385%	1.307%	0.000%
% To Date	75.2473%	67.9079%	69.0756%	69.1450%	68.8296%	68.5345%	3.0207%
March	\$13,361	\$10,897	\$8,259	\$8,963	\$7,439	\$7,229	\$0
%	3.6452%	2.7242%	2.0646%	2.2407%	1.8598%	1.8073%	0.0000%
% To Date	78.8925%	70.6320%	71.1403%	71.3856%	70.6893%	70.3418%	3.0207%
April	\$85,315	\$88,842	\$89,498	\$93,760	\$96,410	\$53,242	\$0
%	23.2754%	22.2104%	22.3745%	23.4400%	24.1025%	13.3105%	0.0000%
% To Date	102.1679%	92.8424%	93.5148%	94.8256%	94.7919%	83.6522%	3.0207%
May	\$21,832	\$19,620	\$19,623	\$17,519	\$17,680	\$56,357	\$0
%	5.9561%	4.9050%	4.9058%	4.3797%	4.4200%	14.0893%	0.0000%
% To Date	108.1240%	97.7475%	98.4206%	99.2052%	99.2119%	97.7416%	3.0207%
June	\$4,474	\$6,987	\$6,978	\$3,648	\$3,730	\$7,060	\$0
%	1.2206%	1.7468%	1.7445%	0.9121%	0.9324%	1.7651%	0.0000%
% To Date	109.3446%	99.4943%	100.1651%	100.1173%	100.1443%	99.5067%	3.0207%
TOTALS	\$400,799	\$397,977	\$400,660	\$400,469	\$400,577	\$398,027	\$12,083
Delinquency	-9.3446%	0.5057%	-0.1651%	-0.1173%	-0.1443%	0.4933%	96.9793%

100.0000% 100.0000% 100.0000% 100.0000% 100.0000% 100.0000% 100.0000%



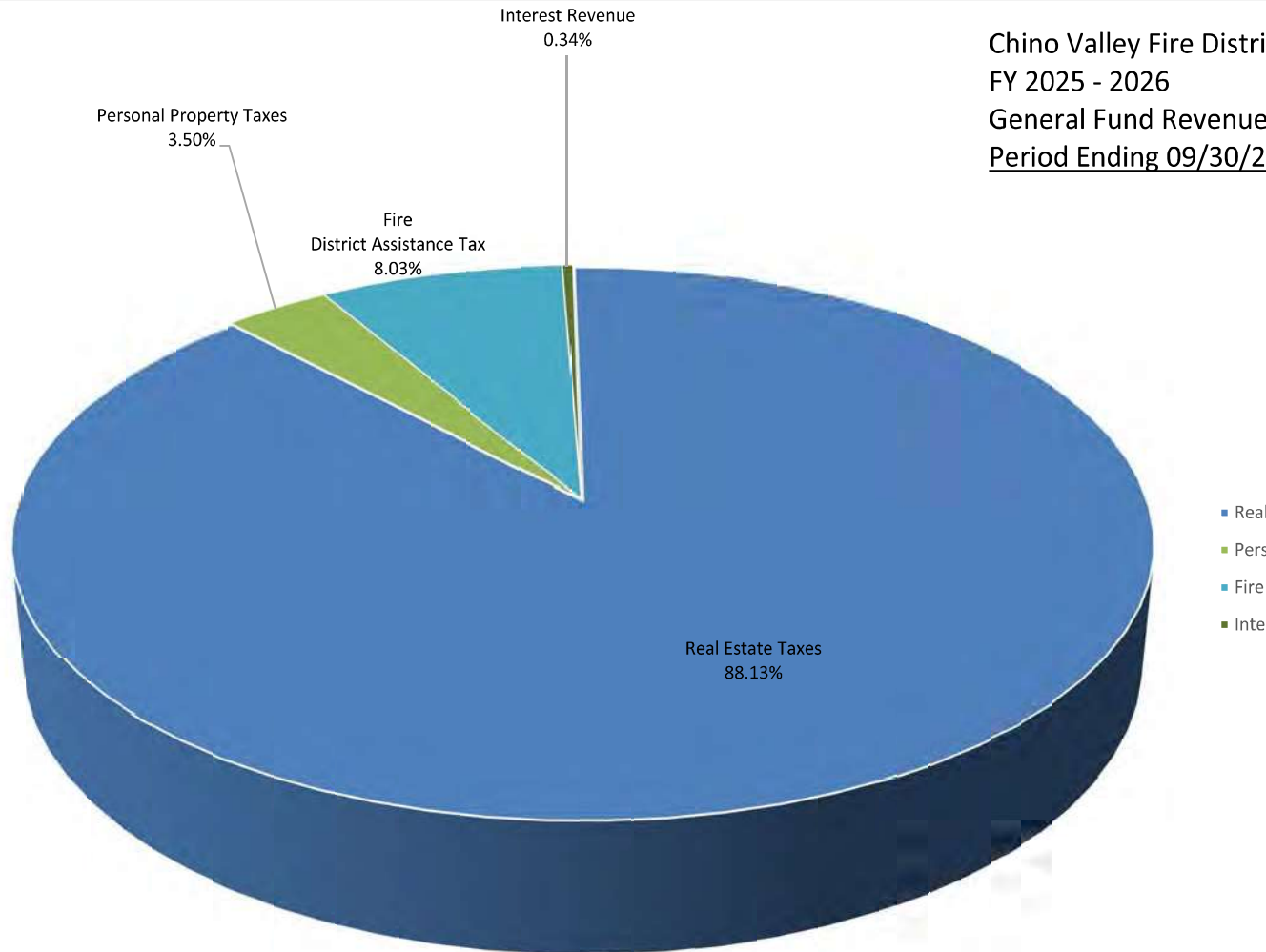
2025 - 2026 Cash Flow by Month : SEPTEMBER 2025

	Actual			Projected						
	July	Aug.	Sept.	Oct.	Nov.	Dec.	Jan.	Feb.	March	April
Revenues:										
Taxes	39,901	20,217	115,566	552,396	552,396	552,396	552,396	552,396	552,396	552,396
FDAT	1,324	633	10,125	33,333	33,333	33,333	33,333	33,333	33,333	33,333
Interest Income	3,131	716	434	-	-	-	-	-	-	-
Other Income	-	-	-	167	167	167	167	167	167	167
RevenueTotals:	44,356	21,566	126,125	585,896	585,896	585,896	585,896	585,896	585,896	585,896
Expenditures:										
Audit/Accounting, Legal Services, Fire Board Expenses	441	-	-	1,167	1,167	1,167	1,167	1,167	1,167	1,167
Other Professional Svs.	-	-	-	-	-	-	-	-	-	-
Fire Authority Funding	132,285	44,356	21,566	584,730	584,730	584,730	584,730	584,730	584,730	584,730
Miscellaneous	-	-	-	-	-	-	-	-	-	-
ExpenditureTotals:	132,726	44,356	21,566	585,896	585,896	585,896	585,896	585,896	585,896	585,896
Monthly Net Cash	(88,370)	(22,790)	104,559	0	0	0	0	0	0	0
Cumulative Net Cash	(68,370)	(91,159)	13,400	13,400	13,400	13,400	13,400	13,400	13,400	13,400
Carryover	20,000	(2,790)	101,769	101,769	101,769	101,769	101,769	101,769	101,769	101,769

**CHINO VALLEY FIRE DISTRICT GENERAL FUND
REVENUE GRAPH DATA**

		YTD	
Revenue		Budget	%
Real Estate Taxes	\$ 111,154	\$ 6,628,755	88.13
Personal Property Taxes	\$ 4,412	\$ -	3.50
Fire District Assistance Tax	\$ 10,125	\$ 400,000	8.03
Rebates/Refunds	\$ -	\$ 2,000	0.00
Interest Revenue	\$ 434	\$ -	0.34
Other Revenue	\$ -	\$ -	0.00
TOTALS:	\$ 126,125	\$ 7,030,755	100.00

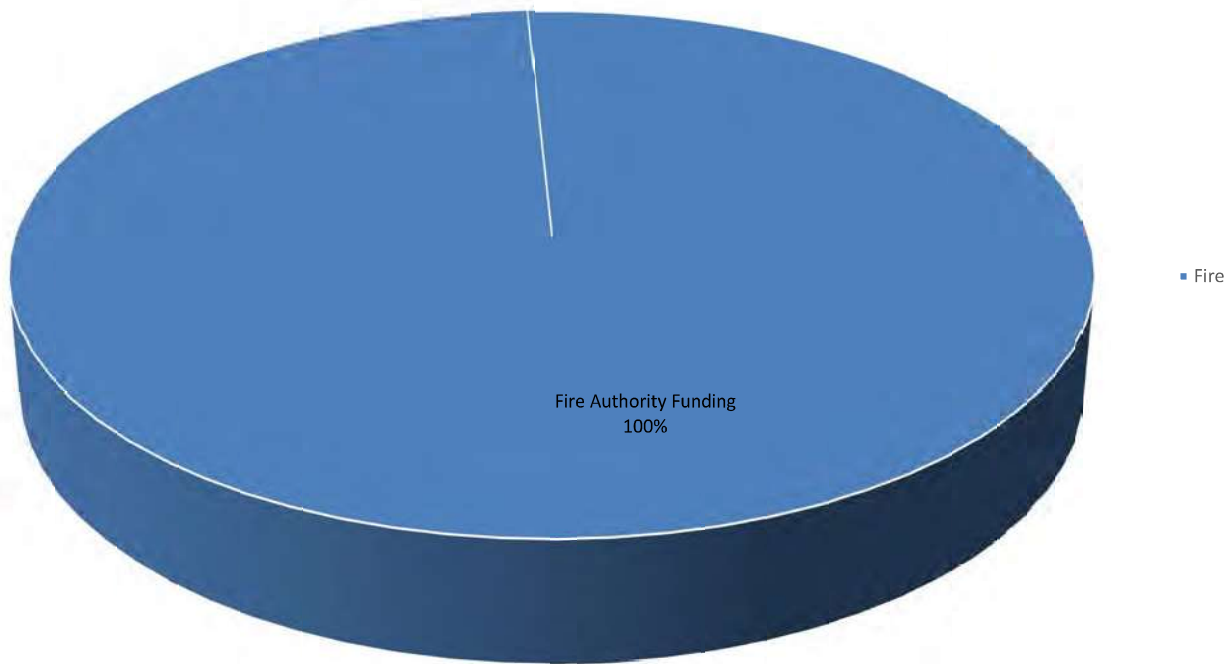
Chino Valley Fire District
FY 2025 - 2026
General Fund Revenue
Period Ending 09/30/2024



**CHINO VALLEY FIRE DISTRICT GENERAL FUND
EXPENSE GRAPH DATA**

		YTD	
Expense		Budget	%
Fire Authority Funding	\$ 21,566	\$ 7,016,755	100.00
Audit and Accounting	\$ -	\$ 8,000	0.00
Legal	\$ -	\$ 5,000	0.00
Fire Board Expenses	\$ -	\$ 1,000	0.00
TOTAL:	\$ 21,566	\$ 7,030,755	100.00

Chino Valley Fire District
FY 2025 - 2026
General Fund Expenditure
Period Ending 09/30/2025



CHINO VALLEY FIRE DISTRICT
GENERAL FUND - SEPTEMBER 2025

Real Estate Taxes:	\$	111,154.19
Personal Property Taxes:	\$	4,412.16
Fire District Assistance Tax:	\$	10,125.23
Interest Revenue:	\$	433.89
Other:	\$	-
<hr/>		
TOTAL:	\$	126,125.47
<hr/>		

Transferred to CAFMA:	\$	21,566.25
-----------------------	----	-----------



Yavapai County Treasurer

Monthly Statement

Date Range: 9/1/2025 to 9/30/2025

Chino Valley Fire Dist GF Fund: 6065540000				
6065540000	Chino Valley Fire Dist GF			
Begin Balance:	101,565.36	212,724.99		
Income:	126,125.47	192,047.95		
LOC Advance:	.00	.00		
Expense:	(21,566.25)	(198,648.36)	LOC:	.00
LOC Payments:	.00	.00	Warrants Outstanding:	.00
Cash Balance:	206,124.58	206,124.58	End:	206,124.58

Monthly Statement Summary

Source Code	Description		MTDAmount	YTDAmount
6065540000	Chino Valley Fire Dist GF	Beginning Balance:	101,565.36	212,724.99
11100.2024	2024 Real Estate Taxes		8,851.69	61,289.61
11100.2025	2025 Real Estate Taxes	111,154.19	102,302.50	102,302.50
12100.2014	2014 Personal Property Taxes		4.90	14.77
12100.2017	2017 Personal Property Taxes		.00	7.00
12100.2020	2020 Personal Property Taxes		.00	100.49
12100.2021	2021 Personal Property Taxes		44.13	152.65
12100.2022	2022 Personal Property Taxes		225.87	357.77
12100.2023	2023 Personal Property Taxes		377.04	1,275.45
12100.2024	2024 Personal Property Taxes	4412.16	99.38	6,523.71
12100.2025	2025 Personal Property Taxes		3,660.84	3,660.84
37150.0	FDAT Distributions	10,125.23	10,125.23	12,082.99
38109.0	Interest on Investments St Treas		266.66	2,710.45
38111.0	Interest on Investments	433.89	7.62	124.15
38113.0	Interest on Investments-Wells Fargo		159.61	1,445.57
91032.0	Warrants Redeemed		.00	(440.64)
91702.0	Transfer out		(21,566.25)	(198,207.72)
		Ending Balance:	206,124.58	206,124.58

Monthly Statement Detail

Date	Notes	Doc #	Amount	C/D
6065540000 Chino Valley Fire Dist GF			Beginning Balance: 101,565.36	
11100.2024 2024 Real Estate Taxes			Source Code Total: 8,851.69	
09/02	Tax Distribution	0	1,222.03	C
09/04	Tax Distribution	0	138.36	C
09/05	Tax Distribution	0	282.25	C
09/05	Tax Distribution	0	2.28	C
09/08	Tax Distribution	0	147.97	C
09/11	Tax Distribution	0	168.93	C
09/15	Tax Distribution	0	1,144.14	C



Yavapai County Treasurer

Monthly Statement

Date Range: 9/1/2025 to 9/30/2025

09/15	Tax Distribution	0	495.20	C
09/15	Tax Distribution	0	635.17	C
09/16	Tax Distribution	0	127.10	C
09/17	Tax Distribution	0	906.85	C
09/18	Tax Distribution	0	518.26	C
09/22	Tax Distribution	0	432.93	C
09/22	Tax Distribution	0	86.13	C
09/22	Tax Distribution	0	640.69	C
09/24	Tax Distribution	0	2.48	C
09/26	Tax Distribution	0	566.20	C
09/29	Tax Distribution	0	100.13	C
09/29	Tax Distribution	0	1,234.59	C
11100.2025 2025 Real Estate Taxes			Source Code Total: 102,302.50	
09/10	Tax Distribution	0	11,673.18	C
09/10	Tax Distribution	0	549.47	C
09/12	Tax Distribution	0	91.35	C
09/12	Tax Distribution	0	543.75	C
09/15	Tax Distribution	0	212.75	C
09/15	Tax Distribution	0	1,188.38	C
09/15	Tax Distribution	0	2,148.54	C
09/16	Tax Distribution	0	372.64	C
09/16	Tax Distribution	0	5,297.96	C
09/16	Tax Distribution	0	93.17	C
09/16	Tax Distribution	0	153.02	C
09/17	Tax Distribution	0	1,852.67	C
09/17	Tax Distribution	0	388.41	C
09/17	Tax Distribution	0	939.74	C
09/18	Tax Distribution	0	716.74	C
09/19	Tax Distribution	0	314.00	C
09/22	Tax Distribution	0	2,403.58	C
09/22	Tax Distribution	0	2,493.93	C
09/22	Tax Distribution	0	2,428.79	C
09/22	Tax Distribution	0	2,422.95	C
09/23	Tax Distribution	0	4,923.74	C
09/23	Tax Distribution	0	921.89	C
09/24	Tax Distribution	0	2,199.75	C
09/24	Tax Distribution	0	80.16	C
09/25	Tax Distribution	0	913.62	C
09/25	Tax Distribution	0	1,321.12	C
09/26	Tax Distribution	0	1,861.67	C
09/26	Tax Distribution	0	2,577.66	C
09/29	Tax Distribution	0	1,831.24	C
09/29	Tax Distribution	0	688.86	C



Yavapai County Treasurer

Monthly Statement

Date Range: 9/1/2025 to 9/30/2025

09/29	Tax Distribution	0	10,754.76	C
09/29	Tax Distribution	0	3,626.75	C
09/29	Tax Distribution	0	268.92	C
09/29	Tax Distribution	0	3,773.34	C
09/30	Tax Distribution	0	1,846.09	C
09/30	Tax Distribution	0	3,226.88	C
09/30	Tax Distribution	0	9,634.10	C
09/30	Tax Distribution	0	7,654.43	C
09/30	Tax Distribution	0	177.71	C
09/30	Tax Distribution	0	7,734.79	C
12100.2014 2014 Personal Property Taxes			Source Code Total: 4.90	
09/18	Tax Distribution	0	4.90	C
12100.2021 2021 Personal Property Taxes			Source Code Total: 44.13	
09/02	Tax Distribution	0	44.13	C
12100.2022 2022 Personal Property Taxes			Source Code Total: 225.87	
09/02	Tax Distribution	0	44.64	C
09/25	Tax Distribution	0	181.23	C
12100.2023 2023 Personal Property Taxes			Source Code Total: 377.04	
09/02	Tax Distribution	0	141.57	C
09/08	Tax Distribution	0	43.46	C
09/25	Tax Distribution	0	192.01	C
12100.2024 2024 Personal Property Taxes			Source Code Total: 99.38	
09/02	Tax Distribution	0	57.27	C
09/08	Tax Distribution	0	42.11	C
12100.2025 2025 Personal Property Taxes			Source Code Total: 3,660.84	
09/16	Tax Distribution	0	5.15	C
09/17	Tax Distribution	0	73.66	C
09/22	Tax Distribution	0	145.09	C
09/22	Tax Distribution	0	615.55	C
09/23	Tax Distribution	0	70.96	C
09/25	Tax Distribution	0	571.52	C
09/25	Tax Distribution	0	740.23	C
09/29	Tax Distribution	0	1,117.07	C
09/29	Tax Distribution	0	231.39	C
09/29	Tax Distribution	0	43.76	C
09/30	Tax Distribution	0	46.46	C
37150.0 FDAT Distributions			Source Code Total: 10,125.23	
09/02	Fire Dist Assistance Tax 0.129511	0	54.04	C
09/03	Fire Dist Assistance Tax 0.129511	0	13.35	C
09/04	Fire Dist Assistance Tax 0.129511	0	17.70	C
09/05	Fire Dist Assistance Tax 0.129511	0	7.83	C
09/08	Fire Dist Assistance Tax 0.129511	0	33.79	C
09/09	Fire Dist Assistance Tax 0.129511	0	14.76	C



Yavapai County Treasurer

Monthly Statement

Date Range: 9/1/2025 to 9/30/2025

09/10	Fire Dist Assistance Tax 0.129511	0	992.69	C
09/11	Fire Dist Assistance Tax 0.129511	0	43.08	C
09/12	Fire Dist Assistance Tax 0.129511	0	33.69	C
09/15	Fire Dist Assistance Tax 0.129511	0	284.48	C
09/16	Fire Dist Assistance Tax 0.129511	0	304.33	C
09/17	Fire Dist Assistance Tax 0.129511	0	373.30	C
09/18	Fire Dist Assistance Tax 0.129511	0	267.18	C
09/19	Fire Dist Assistance Tax 0.129511	0	28.73	C
09/22	Fire Dist Assistance Tax 0.129511	0	804.30	C
09/23	Fire Dist Assistance Tax 0.129511	0	224.36	C
09/24	Fire Dist Assistance Tax 0.129511	0	479.38	C
09/25	Fire Dist Assistance Tax 0.129511	0	548.15	C
09/26	Fire Dist Assistance Tax 0.129511	0	249.92	C
09/29	Fire Dist Assistance Tax 0.129511	0	2,259.21	C
09/30	Fire Dist Assistance Tax 0.129511	0	3,090.96	C
38109.0	Interest on Investments St Treas		Source Code Total: 266.66	
09/09	Investment Interest	0	266.66	C
38111.0	Interest on Investments		Source Code Total: 7.62	
09/09	Investment Interest	0	7.62	C
38113.0	Interest on Investments-Wells Fargo		Source Code Total: 159.61	
09/09	Investment Interest	0	159.61	C
91702.0	Transfer out		Source Code Total: (21,566.25)	
09/11	TRANSFER PER TJ EMAIL 9-11-2025	0	(21,566.25)	D
6065540000 Chino Valley Fire Dist GF			Ending Balance: 206,124.58	

Chino Valley Fire District
Bank Reconciliation Summary
For the Bank Statement ending: 9/30/2025

BANK CONTROL ID: GEN - GENERAL FUND		DESC: GENERAL FUND	ACCOUNT NO: 00000000000000
Beginning Balance:	09/01/25		\$101,565.36
Deposits and Credits:			\$126,125.47
Checks and Charges:			(\$21,566.25)
Adjustments:			\$0.00
Ending Balance Per Reconciliation:			<u>\$206,124.58</u>
Ending Balance Per Bank Statement:	09/30/25		\$206,124.58
* Outstanding Deposits and Credits:	09/30/25		\$0.00
* Outstanding Checks and Charges:	09/30/25		\$0.00
Ending Book Balance:	09/30/25		<u>\$206,124.58</u>

* Outstanding amounts are all outstanding credits and charges dated prior or equal to the Reconciliation date.

Chino Valley Fire District
BR Checks and Charges Cleared
For the Bank Statement ending: 9/30/25

GEN		General Fund		General Fund		000000000000000
Date	Document	Description	Module	Company	Amount	
09/30/25	Cash With Yav Cty	Fire Authority Funding	GL	CHINOV	\$21,566.25	
TOTAL CHECKS AND CHARGES CLEARED:					\$21,566.25	

Chino Valley Fire District
BR Checks and Charges Outstanding
For the Bank Statement ending:

<u>Date</u>	<u>Document</u>	<u>Description</u>	<u>Module</u>	<u>Company</u>	<u>Amount</u>
-------------	-----------------	--------------------	---------------	----------------	---------------

TOTAL CHECKS AND CHARGES OUTSTANDING:

Chino Valley Fire District
BR Deposits and Credits Cleared
For the Bank Statement ending: 9/30/25

GEN		General Fund		General Fund		0000000000000000
Date	Document	Description	Module	Company	Amount	
09/30/25	Cash With Yav Cty	September 2025 GF Tax and Inte	GL	CHINOV	\$126,125.47	
TOTAL DEPOSITS AND CREDITS CLEARED:					\$126,125.47	

Chino Valley Fire District
BR Deposits and Credits Outstanding
For the Bank Statement ending:

Date	Document	Description	Module	Company	Amount
------	----------	-------------	--------	---------	--------

TOTAL DEPOSITS AND CREDITS OUTSTANDING:

Chino Valley Fire District
Bank Reconciliation Register

Document Number	Date	BR Status	Void?	Description	Date Cleared	Amount
MODULE: JOURNAL ENTRIES FROM GENERAL LEDGER						
BANK CONTROL ID: GEN - GENERAL FUND						
Cash With Yav Cty	09/30/25	Marked	No	Fire Authority Funding	10/15/25	\$21,566.25
Cash With Yav Cty	09/30/25	Marked	No	September 2025 GF Tax and Inte	10/15/25	\$126,125.47
SUB TOTAL FOR BANK:						<u>\$147,691.72</u>
TOTAL FOR MODULE:						<u>\$147,691.72</u>

Chino Valley Fire District
BR Adjustments Report
For the Bank Statement ending:

Date	Document	Description	GL Account	Offset Amt	Adj. Amt
------	----------	-------------	------------	------------	----------

DOCUMENT:

ADJUSTMENT DOCUMENT " TOTAL:

TOTAL FOR ALL ADJUSTMENTS:

10/15/25
4:45:20 PM

Chino Valley Fire District
Income Statement
(Original Budget to Actual Comparison)
For the period of 9/1/2025 Through 9/30/2025

Fund: (10) General Fund

	Account	Actual	Current Period Budget	Variance	%	Actual	Year To Date Budget
<u>Revenues</u>							
Real Estate Tax	10400000000	\$111,154.19	\$0.00	\$111,154.19	0.0%	\$6,143,924.44	\$6,628,755.00
Personal Property Tax	10410000000	4,412.16	0.00	4,412.16	0.0	150,691.63	0.00
Fire District Assistance Tax	10420000000	10,125.23	0.00	10,125.23	0.0	410,109.77	400,000.00
Interest Income-General Fund	10490000000	433.89	0.00	433.89	0.0	28,340.29	0.00
Rebates/Refunds	10500000000	0.00	0.00	0.00	0.0	0.00	2,000.00
Misc. Revenues	10510000000	0.00	0.00	0.00	0.0	519.49	0.00
Net Revenues		\$126,125.47	\$0.00	\$126,125.47	0.0 %	\$6,733,585.62	\$7,030,755.00
<u>Program Expenses</u>							
Fire Authority Funding	10670010000	\$21,566.25	\$0.00	\$(21,566.25)	0.0%	\$6,670,313.47	\$7,016,755.00
Total Program Expenses		\$21,566.25	\$0.00	\$(21,566.25)	0.0 %	\$6,670,313.47	\$7,016,755.00
<u>Fund Raising Expenses</u>							
Audit & Accounting	10640010000	\$0.00	\$0.00	\$0.00	0.0%	\$9,041.64	\$8,000.00
Legal Services - Routine	10641010000	0.00	0.00	0.00	0.0	1,767.00	5,000.00
Fire Board Expenses	10644110000	0.00	0.00	0.00	0.0	38.16	1,000.00
Misc/Admin	10661010000	0.00	0.00	0.00	0.0	21.07	0.00
Contingency Expense - Current	10780130000	0.00	0.00	0.00	0.0	0.00	20,000.00
Total Fund Raising Expenses		\$0.00	\$0.00	\$0.00	0.0 %	\$10,867.87	\$34,000.00
Total Expenses		\$21,566.25		\$(21,566.25)		\$6,681,181.34	\$7,050,755.00
Net Income (Loss)		\$104,559.22	\$0.00	\$104,559.22	0.0%	\$52,404.28	\$(20,000.00)

10/15/25
4:45:46 PM

Chino Valley Fire District
Balance Sheet
As of 9/30/2025
Fund: (10) General Fund

Assets

Current Assets

Cash with Yavapai County	\$206,124.58	
Taxes Receivable	124,421.50	
Investment In CAFMA	4,555,375.20	
Total Current Assets		\$4,885,921.28

Total Assets

\$4,885,921.28

Liabilities and Net Assets

Current Liabilities

Accounts Payable	\$270.00	
Deferred Compensation (Prop Tax)	88,395.35	
Total Current Liabilities		\$88,665.35

Total Liabilities

\$88,665.35

Net Assets

Fund Balance	\$4,744,852.22	
Current Year Net Assets	52,404.28	
Total Net Assets		4,797,256.50
Total Liabilities and Net Assets		\$4,885,921.85

10/15/25
4:46:22 PM

Chino Valley Fire District
GL Account Ledger - Detail By Period
9/1/2025 through 9/30/2025

Batch	Journal	Entry #	Date	Job	Document	Description	Debits	
10.1100.0.0.000			CASH WITH YAVAPAI COUNTY					
2452	GJ	144652	09/30/25		Cash With Yav Cty	Fire Authority Funding	-	
2459	GJ	144674	09/30/25		Cash With Yav Cty	September 2025 GF Tax and Interest Revenue	126,125.47	
CASH WITH YAVAPAI COUNTY TOTALS:							<u>\$126,125.47</u>	
TOTAL OF LEDGER:							<u>\$126,125.47</u>	

Chino Valley Fire District
GL Trial Balance Worksheet
For The Period of 9/1/2025 through 9/30/2025

Account	Description	Balances		
		Beginning	Debits	Credits
10,1100,0,0,000	Cash with Yavapai County	\$101,565,36	\$126,125,47	\$21,566,25
TOTALS:		\$101,565,36	\$126,125,47	\$21,566,25

formstack sign Document Completion Certificate

Document Reference : 5b61b827-fe86-47c5-9022-9b8a375f010a

Document Title : 09.2025 CHINO GF Complete Packet

Document Region : Northern Virginia

Sender Name : Tessa Jordan

Sender Email : tjordan@cazfire.gov

Total Document Pages : 24

Secondary Security : Not Required

Participants

1. Tessa Jordan (tjordan@cazfire.gov)
2. Cody Rose (crose@cazfire.gov)
3. John Feddema (jfeddema@cazfire.gov)

CC

1. sdixson@cazfire.gov
2. dkrizo@cazfire.gov
3. kmauldin@cazfire.gov

Document History

Timestamp	Description
10/16/2025 01:47PM US/Eastern	Sender downloaded document.
10/16/2025 01:48PM US/Eastern	Document sent by Tessa Jordan (tjordan@cazfire.gov).
10/16/2025 01:48PM US/Eastern	Document viewed by Tessa Jordan (tjordan@cazfire.gov). 24.117.179.98 Mozilla/5.0 (Windows NT 10.0; Win64; x64) AppleWebKit/537.36 (KHTML, like Gecko) Chrome/141.0.0.0 Safari/537.36
10/16/2025 01:48PM US/Eastern	Tessa Jordan (tjordan@cazfire.gov) has agreed to terms of service and to do business electronically with Tessa Jordan (tjordan@cazfire.gov). 24.117.179.98 Mozilla/5.0 (Windows NT 10.0; Win64; x64) AppleWebKit/537.36 (KHTML, like Gecko) Chrome/141.0.0.0 Safari/537.36
10/16/2025 01:48PM US/Eastern	Signed by Tessa Jordan (tjordan@cazfire.gov). 24.117.179.98 Mozilla/5.0 (Windows NT 10.0; Win64; x64) AppleWebKit/537.36 (KHTML, like Gecko) Chrome/141.0.0.0 Safari/537.36
10/16/2025 01:49PM US/Eastern	Email sent to Cody Rose (crose@cazfire.gov).
10/16/2025 01:49PM US/Eastern	Email sent to Cody Rose (crose@cazfire.gov).
10/16/2025 05:58PM US/Eastern	Document viewed by Cody Rose (crose@cazfire.gov). 174.205.161.179 Mozilla/5.0 (iPhone; CPU iPhone OS 18_7 like Mac OS X) AppleWebKit/605.1.15

Document History

Timestamp	Description
	(KHTML, like Gecko) Version/26.0.1 Mobile/15E148 Safari/604.1
10/16/2025 05:58PM US/Eastern	Cody Rose (crose@cazfire.gov) has agreed to terms of service and to do business electronically with Tessa Jordan (tjordan@cazfire.gov). 174.205.161.179 Mozilla/5.0 (iPhone; CPU iPhone OS 18_7 like Mac OS X) AppleWebKit/605.1.15 (KHTML, like Gecko) Version/26.0.1 Mobile/15E148 Safari/604.1
10/16/2025 05:58PM US/Eastern	Signed by Cody Rose (crose@cazfire.gov). 174.205.161.179 Mozilla/5.0 (iPhone; CPU iPhone OS 18_7 like Mac OS X) AppleWebKit/605.1.15 (KHTML, like Gecko) Version/26.0.1 Mobile/15E148 Safari/604.1
10/16/2025 05:59PM US/Eastern	Email sent to John Feddema (jfeddema@cazfire.gov).
10/16/2025 05:59PM US/Eastern	Document viewed by Cody Rose (crose@cazfire.gov). 174.205.161.179 Mozilla/5.0 (iPhone; CPU iPhone OS 18_7 like Mac OS X) AppleWebKit/605.1.15 (KHTML, like Gecko) Version/26.0.1 Mobile/15E148 Safari/604.1
10/16/2025 07:34PM US/Eastern	Document viewed by John Feddema (jfeddema@cazfire.gov). 24.117.179.98 Mozilla/5.0 (Windows NT 10.0; Win64; x64) AppleWebKit/537.36 (KHTML, like Gecko) Chrome/141.0.0.0 Safari/537.36
10/16/2025 07:34PM US/Eastern	John Feddema (jfeddema@cazfire.gov) has agreed to terms of service and to do business electronically with Tessa Jordan (tjordan@cazfire.gov). 24.117.179.98 Mozilla/5.0 (Windows NT 10.0; Win64; x64) AppleWebKit/537.36 (KHTML, like Gecko) Chrome/141.0.0.0 Safari/537.36
10/16/2025 07:34PM US/Eastern	Signed by John Feddema (jfeddema@cazfire.gov). 24.117.179.98 Mozilla/5.0 (Windows NT 10.0; Win64; x64) AppleWebKit/537.36 (KHTML, like Gecko) Chrome/141.0.0.0 Safari/537.36
10/16/2025 07:34PM US/Eastern	Document copy sent to Tessa Jordan (tjordan@cazfire.gov).
10/16/2025 07:34PM US/Eastern	Document copy sent to kmauldin@cazfire.gov.
10/16/2025 07:34PM US/Eastern	Document copy sent to dkrizo@cazfire.gov.
10/16/2025 07:34PM US/Eastern	Document copy sent to sdixson@cazfire.gov.
10/16/2025 07:34PM US/Eastern	Document copy sent to Tessa Jordan (tjordan@cazfire.gov).
10/16/2025 07:34PM US/Eastern	Document copy sent to John Feddema (jfeddema@cazfire.gov).
10/16/2025 07:34PM US/Eastern	Document copy sent to Cody Rose (crose@cazfire.gov).

CHINO VALLEY FIRE DISTRICT
GENERAL FUND BANK RECONCILIATION OCTOBER 2025

Reconciliation:	
Beginning Balance:	\$ 206,124.58
Tax Revenue:	\$ 3,049,632.41
Interest Revenue:	\$ 421.47
Fire District Deposits:	\$ -
Checks From Accounts Payable:	\$ (1,077.50)
Fire Authority Funding:	\$ (126,125.47)
Tax Roll Corrections:	\$ -
Other:	\$ -
Ending Balance:	\$ 3,128,975.49

Difference Between Balances: \$ -

Bank Statement Balance:	
Balance Per Bank:	\$ 3,128,975.49
Outstanding Checks:	\$ -
Outstanding Deposits:	
Ending Balance:	\$ 3,128,975.49

G/L Ending Balance: \$ 3,128,975.49

\$ 3,128,975.49

Deposits Per Bank Statement:	
Real Estate Taxes:	\$ 2,835,792.66
Personal Property Taxes:	\$ 46,746.60
Fire District Assistance Tax:	\$ 167,093.15
Fire District Deposit:	\$ -
Interest Revenue:	\$ 421.47
ADOT & Fish and Game In Lieu:	\$ -
Other:	\$ -
	\$ -
Ending Balance:	\$ 3,050,053.88

Bank Reconciliation Register:	
Checks From Accounts Payable:	\$ 1,077.50
Fire Authority Funding:	\$ 126,125.47
Tax Roll Corrections:	\$ -
Total Checks:	\$ 127,202.97
Tax and Interest Revenue:	\$ 3,050,053.88
Other:	\$ -
Ending Balance:	\$ 3,050,053.88

Reconciliation Approved By:

John Feddema
 John Feddema, Fire Chief

Reconciliation Reviewed By:

Cody Rose
 Cody Rose, Assistant Chief of Administration

Reconciliation Prepared By:

Karen Mauldin
 Karen Mauldin, Finance Manager

CHINO VALLEY FIRE DISTRICT GENERAL FUND

Tax Collection Data

Total Levy Month	FY 19-20 \$4,190,442 Collected	FY 20-21 \$4,497,237 Collected	FY 21-22 \$4,833,636 Collected	FY 22-23 \$5,218,024 Collected	FY 23-24 \$5,625,391 Collected	FY 24-25 \$6,172,519 Collected	FY 25-26 \$6,628,755 Collected
July	\$14,597	\$42,316	\$26,983	\$29,396	\$22,269	\$33,147	\$39,901
%	0.348%	0.941%	0.558%	0.563%	0.396%	0.537%	0.602%
% To Date	0.3483%	0.9409%	0.5582%	0.5633%	0.3959%	0.5370%	0.6019%
August	\$10,746	\$15,526	\$11,257	\$10,089	\$11,352	\$5,328	\$20,217
%	0.256%	0.345%	0.233%	0.193%	0.202%	0.086%	0.305%
% To Date	0.6048%	1.2862%	0.7911%	0.7567%	0.5977%	0.6233%	0.9069%
September	\$30,894	\$8,143	\$54,439	\$64,614	\$74,887	\$52,555	\$115,566
%	0.737%	0.181%	1.126%	1.238%	1.331%	0.851%	1.743%
% To Date	1.3420%	1.4673%	1.9174%	1.9950%	1.9289%	1.4747%	2.6503%
October	\$1,807,742	\$1,780,309	\$1,962,817	\$2,100,367	\$2,422,380	\$2,527,763	\$2,882,539
%	43.140%	39.587%	40.607%	40.252%	43.062%	40.952%	43.485%
% To Date	44.4817%	41.0540%	42.5249%	42.2471%	44.9904%	42.4266%	46.1357%
November	\$373,908	\$508,805	\$535,270	\$613,469	\$490,140	\$643,165	\$0
%	8.923%	11.314%	11.074%	11.757%	8.713%	10.420%	0.000%
% To Date	53.4046%	52.3677%	53.5987%	54.0038%	53.7034%	52.8465%	46.1357%
December	\$286,760	\$399,155	\$365,096	\$368,596	\$438,538	\$557,861	\$0
%	6.8432%	8.8756%	7.5532%	7.0639%	7.7957%	9.0378%	0.0000%
% To Date	60.2478%	61.2433%	61.1520%	61.0677%	61.4991%	61.8843%	46.1357%
January	\$115,429	\$118,322	\$183,242	\$167,132	\$232,096	\$155,018	\$0
%	2.7546%	2.6310%	3.7910%	3.2030%	4.1259%	2.5114%	0.0000%
% To Date	63.0023%	63.8742%	64.9429%	64.2707%	65.6250%	64.3957%	46.1357%
February	\$104,991	\$88,422	\$74,113	\$82,746	\$68,186	\$80,646	\$0
%	2.5055%	1.9661%	1.5333%	1.5858%	1.2121%	1.3065%	0.0000%
% To Date	65.5078%	65.8404%	66.4762%	65.8565%	66.8371%	65.7022%	46.1357%
March	\$142,182	\$143,500	\$112,700	\$150,474	\$95,046	\$86,316	\$0
%	3.3930%	3.1908%	2.3316%	2.8837%	1.6896%	1.3984%	0.0000%
% To Date	68.9008%	69.0312%	68.8078%	68.7402%	68.5267%	67.1006%	46.1357%
April	\$983,917	\$1,082,230	\$1,188,626	\$1,315,211	\$1,499,950	\$634,316	\$0
%	23.4800%	24.0643%	24.5907%	25.2051%	26.6639%	10.2765%	0.0000%
% To Date	92.3809%	93.0956%	93.3985%	93.9454%	95.1906%	77.3771%	46.1357%
May	\$206,496	\$202,990	\$226,873	\$242,625	\$245,899	\$1,225,907	\$0
%	4.9278%	4.5137%	4.6936%	4.6497%	4.3712%	19.8607%	0.0000%
% To Date	97.3086%	97.6092%	98.0921%	98.5951%	99.5619%	97.2378%	46.1357%
June	\$49,679	\$87,815	\$85,664	\$63,240	\$56,204	\$119,359	\$0
%	1.1855%	1.9527%	1.7723%	1.2120%	0.9991%	1.9337%	0.0000%
% To Date	98.4942%	99.5619%	99.8644%	99.8071%	100.5610%	99.1715%	46.1357%
TOTALS	\$4,127,341	\$4,477,533	\$4,827,080	\$5,207,958	\$5,656,947	\$6,121,380	\$3,058,224
Delinquency	1.5058%	0.4381%	0.1356%	0.1929%	-0.5610%	0.8285%	53.8643%

CHINO VALLEY FIRE DISTRICT GENERAL FUND

FDAT Collection Data

Total Levy Month	FY 19-20 \$366,547 Collected	FY 20-21 \$400,000 Collected	FY 21-22 \$400,000 Collected	FY 22-23 \$400,000 Collected	FY 23-24 \$400,000 Collected	FY 24-25 \$400,000 Collected	FY 25-26 \$400,000 Collected
July	\$1,475	\$2,769	\$1,871	\$2,011	\$1,145	\$1,312	\$1,324
%	0.403%	0.692%	0.468%	0.503%	0.286%	0.328%	0.331%
% To Date	0.4025%	0.6923%	0.4677%	0.5026%	0.2863%	0.3279%	0.3311%
August	\$653	\$662	\$1,498	\$575	\$540	\$429	\$633
%	0.178%	0.166%	0.375%	0.144%	0.135%	0.107%	0.158%
% To Date	0.5806%	0.8579%	0.8422%	0.6465%	0.4213%	0.4352%	0.4894%
September	\$1,853	\$879	\$4,669	\$4,994	\$4,589	\$4,297	\$10,125
%	0.505%	0.220%	1.167%	1.249%	1.147%	1.074%	2.531%
% To Date	1.0861%	1.0777%	2.0095%	1.8950%	1.5686%	1.5095%	3.0207%
October	\$107,270	\$160,480	\$159,909	\$157,752	\$161,660	\$170,801	\$167,093
%	29.265%	40.120%	39.977%	39.438%	40.415%	42.700%	41.773%
% To Date	30.3510%	41.1979%	41.9866%	41.3329%	41.9837%	44.2097%	44.7940%
November	\$30,666	\$48,339	\$52,249	\$55,107	\$49,601	\$39,496	\$0
%	8.3663%	12.0848%	13.0622%	13.7768%	12.4002%	9.8741%	0.0000%
% To Date	38.7172%	53.2826%	55.0488%	55.1097%	54.3839%	54.0838%	44.7940%
December	\$112,035	\$39,219	\$35,029	\$35,365	\$36,872	\$41,460	\$0
%	30.5650%	9.8048%	8.7572%	8.8413%	9.2179%	10.3651%	0.0000%
% To Date	69.2822%	63.0874%	63.8060%	63.9510%	63.6017%	64.4489%	44.7940%
January	\$11,446	\$12,625	\$15,294	\$14,833	\$15,371	\$11,113	\$0
%	3.1227%	3.1562%	3.8235%	3.7081%	3.8428%	2.7783%	0.0000%
% To Date	72.4049%	66.2436%	67.6294%	67.6591%	67.4445%	67.2272%	44.7940%
February	\$10,419	\$6,657	\$5,785	\$5,943	\$5,540	\$5,229	\$0
%	2.842%	1.664%	1.446%	1.486%	1.385%	1.307%	0.000%
% To Date	75.2473%	67.9079%	69.0756%	69.1450%	68.8296%	68.5345%	44.7940%
March	\$13,361	\$10,897	\$8,259	\$8,963	\$7,439	\$7,229	\$0
%	3.6452%	2.7242%	2.0646%	2.2407%	1.8598%	1.8073%	0.0000%
% To Date	78.8925%	70.6320%	71.1403%	71.3856%	70.6893%	70.3418%	44.7940%
April	\$85,315	\$88,842	\$89,498	\$93,760	\$96,410	\$53,242	\$0
%	23.2754%	22.2104%	22.3745%	23.4400%	24.1025%	13.3105%	0.0000%
% To Date	102.1679%	92.8424%	93.5148%	94.8256%	94.7919%	83.6522%	44.7940%
May	\$21,832	\$19,620	\$19,623	\$17,519	\$17,680	\$56,357	\$0
%	5.9561%	4.9050%	4.9058%	4.3797%	4.4200%	14.0893%	0.0000%
% To Date	108.1240%	97.7475%	98.4206%	99.2052%	99.2119%	97.7416%	44.7940%
June	\$4,474	\$6,987	\$6,978	\$3,648	\$3,730	\$7,060	\$0
%	1.2206%	1.7468%	1.7445%	0.9121%	0.9324%	1.7651%	0.0000%
% To Date	109.3446%	99.4943%	100.1651%	100.1173%	100.1443%	99.5067%	44.7940%
TOTALS	\$400,799	\$397,977	\$400,660	\$400,469	\$400,577	\$398,027	\$179,176
Delinquency	-9.3446%	0.5057%	-0.1651%	-0.1173%	-0.1443%	0.4933%	55.2060%
	100.0000%	100.0000%	100.0000%	100.0000%	100.0000%	100.0000%	100.0000%



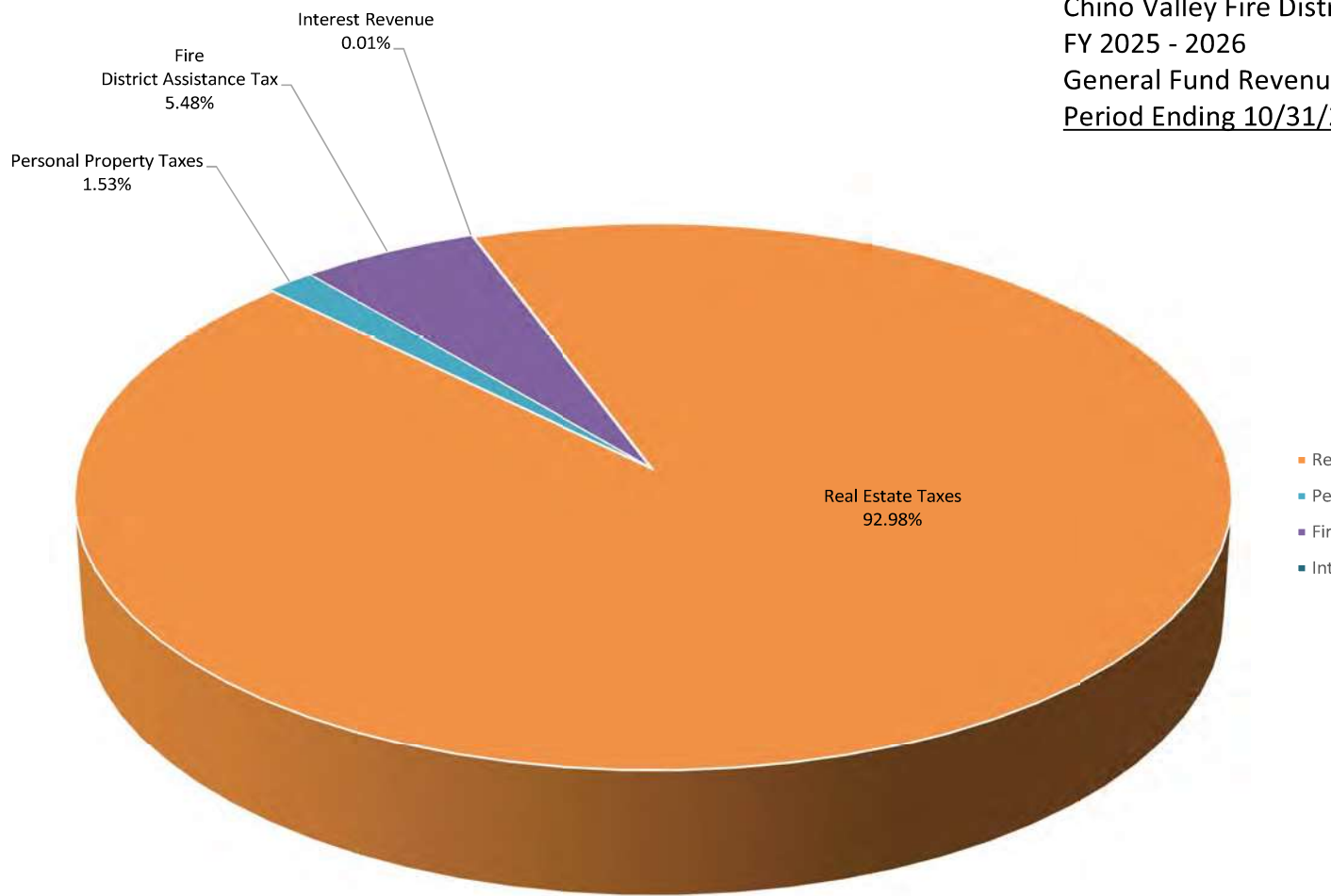
2025 - 2026 Cash Flow by Month : OCTOBER 2025

	Actual				Projected					
	July	Aug.	Sept.	Oct.	Nov.	Dec.	Jan.	Feb.	March	Apr
Revenues:										
Taxes	39,901	20,217	115,566	2,882,539	552,396	552,396	552,396	552,396	552,396	552,396
FDAT	1,324	633	10,125	167,093	33,333	33,333	33,333	33,333	33,333	33,333
Interest Income	3,131	716	434	421	-	-	-	-	-	-
Other Income	-	-	-	-	167	167	167	167	167	167
RevenueTotals:	44,356	21,566	126,125	3,050,054	585,896	585,896	585,896	585,896	585,896	585,896
Expenditures:										
Audit/Accounting, Legal Services, Fire Board Expenses	441	-	-	1,078	1,167	1,167	1,167	1,167	1,167	1,167
Other Professional Svs.	-	-	-	-	-	-	-	-	-	-
Fire Authority Funding	132,285	44,356	21,566	126,125	584,730	584,730	584,730	584,730	584,730	584,730
Miscellaneous	-	-	-	-	-	-	-	-	-	-
ExpenditureTotals:	132,726	44,356	21,566	127,203	585,896	585,896	585,896	585,896	585,896	585,896
Monthly Net Cash	(88,370)	(22,790)	104,559	2,922,851	0	0	0	0	0	0
Cumulative Net Cash	(68,370)	(91,159)	13,400	2,936,251	2,936,251	2,936,251	2,936,251	2,936,251	2,936,251	2,936,251
Carryover	20,000	(2,790)	101,769	3,024,620	3,024,620	3,024,620	3,024,620	3,024,620	3,024,620	3,024,620

**CHINO VALLEY FIRE DISTRICT GENERAL FUND
REVENUE GRAPH DATA**

		YTD	
Revenue		Budget	%
Real Estate Taxes	\$ 2,835,793	\$ 6,628,755	92.98
Personal Property Taxes	\$ 46,747	\$ -	1.53
Fire District Assistance Tax	\$ 167,093	\$ 400,000	5.48
Rebates/Refunds	\$ -	\$ 2,000	0.00
Interest Revenue	\$ 421	\$ -	0.01
Other Revenue	\$ -	\$ -	0.00
TOTALS:	\$ 3,050,054	\$ 7,030,755	100.00

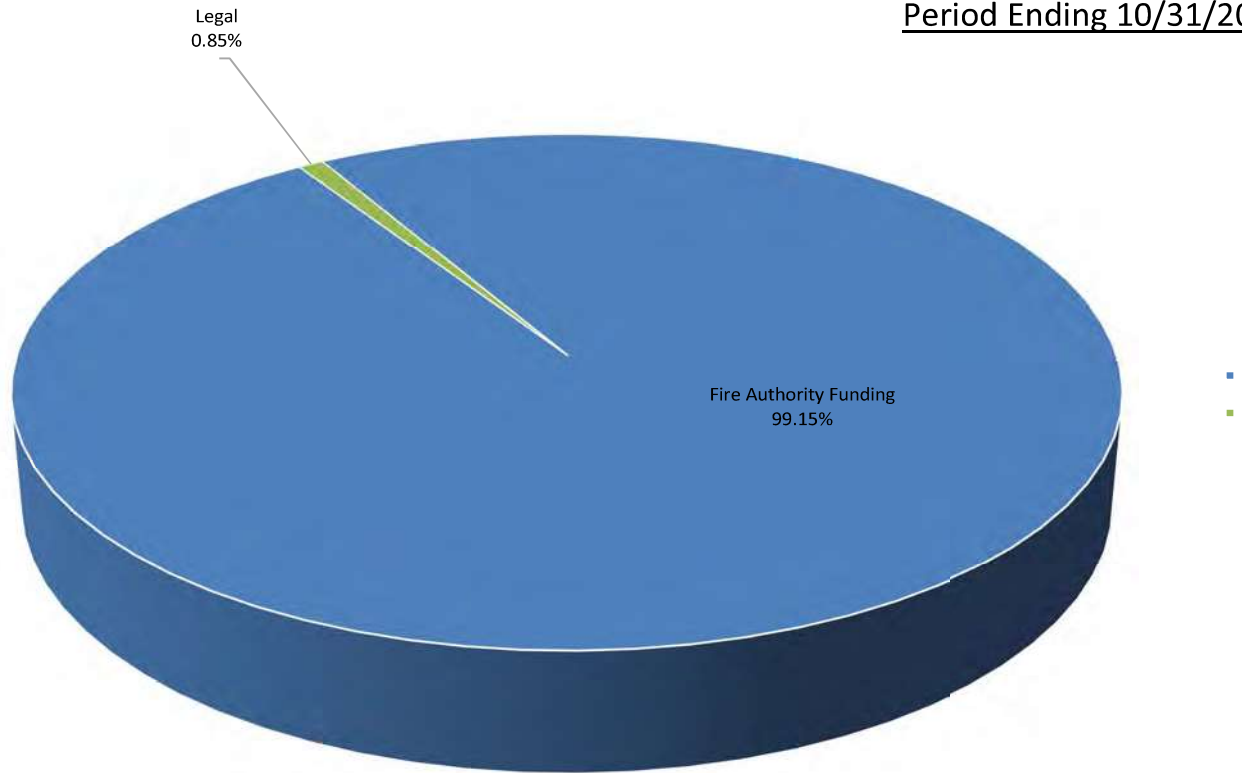
Chino Valley Fire District
FY 2025 - 2026
General Fund Revenue
Period Ending 10/31/2025



**CHINO VALLEY FIRE DISTRICT GENERAL FUND
EXPENSE GRAPH DATA**

		YTD		
Expense		Budget		%
Fire Authority Funding	\$ 126,125	\$ 7,016,755		99.15
Audit and Accounting	\$ -	\$ 8,000		0.00
Legal	\$ 1,078	\$ 5,000		0.85
Fire Board Expenses	\$ -	\$ 1,000		0.00
TOTAL:	\$ 127,203	\$ 7,030,755		100.00

Chino Valley Fire District
FY 2025 - 2026
General Fund Expenditure
Period Ending 10/31/2025



CHINO VALLEY FIRE DISTRICT
GENERAL FUND - OCTOBER 2025

Real Estate Taxes:	\$	2,835,792.66
Personal Property Taxes:	\$	46,746.60
Fire District Assistance Tax:	\$	167,093.15
Interest Revenue:	\$	421.47
Other:	\$	-
<hr/>		
TOTAL:	\$	3,050,053.88

Transferred to CAFMA:	\$	126,125.47
-----------------------	----	------------



Yavapai County Treasurer

Monthly Statement

Date Range: 10/1/2025 to 10/31/2025

Chino Valley Fire Dist GF
Fund: 6065540000

6065540000		Chino Valley Fire Dist GF	
Begin Balance:	206,124.58	212,724.99	
Income:	3,050,053.88	3,242,101.83	
LOC Advance:	.00	.00	
Expense:	(127,202.97)	(325,851.33)	LOC: .00
LOC Payments:	.00	.00	Warrants Outstanding: .00
Cash Balance:	3,128,975.49	3,128,975.49	End: 3,128,975.49

Monthly Statement Summary

Source Code	Description	MTDAmount	YTDAmount
6065540000 Chino Valley Fire Dist GF			
	Beginning Balance:	206,124.58	212,724.99
11100.2024	2024 Real Estate Taxes	10,843.36	72,132.97
11100.2025	2025 Real Estate Taxes	2,824,949.30	2,927,251.80
12100.2014	2014 Personal Property Taxes	4.88	19.65
12100.2017	2017 Personal Property Taxes	.00	7.00
12100.2020	2020 Personal Property Taxes	340.16	440.65
12100.2021	2021 Personal Property Taxes	103.38	256.03
12100.2022	2022 Personal Property Taxes	50.84	408.61
12100.2023	2023 Personal Property Taxes	160.59	1,436.04
12100.2024	2024 Personal Property Taxes	804.70	7,328.41
12100.2025	2025 Personal Property Taxes	45,282.05	48,942.89
37150.0	FDAT Distributions	167,093.15	179,176.14
38109.0	Interest on Investments St Treas	277.34	2,987.79
38111.0	Interest on Investments	9.61	133.76
38113.0	Interest on Investments-Wells Fargo	134.52	1,580.09
91032.0	Warrants Redeemed	(1,077.50)	(1,518.14)
91702.0	Transfer out	(126,125.47)	(324,333.19)
	Ending Balance:	3,128,975.49	3,128,975.49

Monthly Statement Detail

Date	Notes	Doc #	Amount	C/D
6065540000 Chino Valley Fire Dist GF			Beginning Balance: 206,124.58	
11100.2024	2024 Real Estate Taxes		Source Code Total: 10,843.36	
10/01	Tax Distribution	0	13.45	C
10/03	Tax Distribution	0	1,220.60	C
10/06	Tax Distribution	0	194.04	C
10/08	Tax Distribution	0	64.29	C
10/08	Tax Distribution	0	1.75	C
10/10	Tax Distribution	0	271.68	C
10/14	Tax Distribution	0	116.28	C



Yavapai County Treasurer

Monthly Statement

Date Range: 10/1/2025 to 10/31/2025

10/15	Tax Distribution	0	472.15	C
10/15	Tax Distribution	0	684.92	C
10/16	Tax Distribution	0	770.86	C
10/16	Tax Distribution	0	34.99	C
10/16	Tax Distribution	0	167.10	C
10/17	Tax Distribution	0	108.09	C
10/20	Tax Distribution	0	1,644.44	C
10/21	Tax Distribution	0	122.74	C
10/22	Tax Distribution	0	189.81	C
10/22	Tax Distribution	0	210.45	C
10/24	Tax Distribution	0	849.80	C
10/27	Tax Distribution	0	232.49	C
10/28	Tax Distribution	0	66.56	C
10/29	Tax Distribution	0	167.80	C
10/29	Tax Distribution	0	3,239.07	C
11100.2025 2025 Real Estate Taxes			Source Code Total: 2,824,949.30	
10/01	Tax Distribution	0	125.56	C
10/01	Tax Distribution	0	22,654.25	C
10/01	Tax Distribution	0	4,034.60	C
10/01	Tax Distribution	0	303.23	C
10/01	Tax Distribution	0	4,352.63	C
10/02	Tax Distribution	0	7,191.23	C
10/02	Tax Distribution	0	3,007.29	C
10/02	Tax Distribution	0	22,020.64	C
10/02	Tax Distribution	0	8,743.09	C
10/02	Tax Distribution	0	2,030.27	C
10/02	Tax Distribution	0	2,006.02	C
10/03	Tax Distribution	0	3,583.68	C
10/03	Tax Distribution	0	499.52	C
10/03	Tax Distribution	0	21,264.81	C
10/03	Tax Distribution	0	4,201.28	C
10/03	Tax Distribution	0	5,963.04	C
10/03	Tax Distribution	0	10,437.24	C
10/06	Tax Distribution	0	28,277.99	C
10/06	Tax Distribution	0	4,262.07	C
10/06	Tax Distribution	0	34,550.36	C
10/06	Tax Distribution	0	11,876.31	C
10/06	Tax Distribution	0	15,678.43	C
10/06	Tax Distribution	0	9,644.62	C
10/07	Tax Distribution	0	8,135.83	C
10/07	Tax Distribution	0	21,796.89	C
10/07	Tax Distribution	0	9,585.54	C
10/07	Tax Distribution	0	1,415.06	C



Yavapai County Treasurer

Monthly Statement

Date Range: 10/1/2025 to 10/31/2025

10/07	Tax Distribution	0	4,465.53	C
10/08	Tax Distribution	0	2,872.24	C
10/08	Tax Distribution	0	4,743.06	C
10/08	Tax Distribution	0	23,752.14	C
10/08	Tax Distribution	0	7,757.15	C
10/08	Tax Distribution	0	6,437.24	C
10/08	Tax Distribution	0	7,381.56	C
10/09	Tax Distribution	0	5,002.37	C
10/09	Tax Distribution	0	5,654.95	C
10/09	Tax Distribution	0	27,587.77	C
10/09	Tax Distribution	0	10,292.00	C
10/09	Tax Distribution	0	6,056.50	C
10/09	Tax Distribution	0	3,794.80	C
10/10	Tax Distribution	0	4,062.38	C
10/10	Tax Distribution	0	4,960.62	C
10/10	Tax Distribution	0	19,868.69	C
10/10	Tax Distribution	0	7,829.21	C
10/10	Tax Distribution	0	17,626.77	C
10/10	Tax Distribution	0	8,857.29	C
10/13	Tax Distribution	0	7,945.58	C
10/13	Tax Distribution	0	49,948.68	C
10/13	Tax Distribution	0	1,757.94	C
10/13	Tax Distribution	0	3,616.41	C
10/13	Tax Distribution	0	9,830.77	C
10/13	Tax Distribution	0	12,690.15	C
10/13	Tax Distribution	0	3,294.00	C
10/14	Tax Distribution	0	4,987.92	C
10/14	Tax Distribution	0	24,986.51	C
10/14	Tax Distribution	0	2,167.24	C
10/14	Tax Distribution	0	9,858.63	C
10/14	Tax Distribution	0	6,444.45	C
10/14	Tax Distribution	0	1,792.97	C
10/14	Tax Distribution	0	1,281.20	C
10/15	Tax Distribution	0	599.88	C
10/15	Tax Distribution	0	7,029.47	C
10/15	Tax Distribution	0	5,611.41	C
10/15	Tax Distribution	0	17,245.02	C
10/15	Tax Distribution	0	10,599.31	C
10/15	Tax Distribution	0	5,124.63	C
10/15	Tax Distribution	0	6,136.51	C
10/16	Tax Distribution	0	2,971.06	C
10/16	Tax Distribution	0	1,340.03	C
10/16	Tax Distribution	0	6,705.50	C



Yavapai County Treasurer

Monthly Statement

Date Range: 10/1/2025 to 10/31/2025

10/16	Tax Distribution	0	26,656.99	C
10/16	Tax Distribution	0	4,638.67	C
10/16	Tax Distribution	0	11,392.37	C
10/16	Tax Distribution	0	4,615.52	C
10/17	Tax Distribution	0	11,894.93	C
10/17	Tax Distribution	0	10,275.68	C
10/17	Tax Distribution	0	51.43	C
10/17	Tax Distribution	0	15,489.04	C
10/17	Tax Distribution	0	3,516.52	C
10/17	Tax Distribution	0	15,845.58	C
10/17	Tax Distribution	0	1,511.32	C
10/20	Tax Distribution	0	87,517.79	C
10/20	Tax Distribution	0	15,077.48	C
10/20	Tax Distribution	0	10,737.86	C
10/20	Tax Distribution	0	1,119.89	C
10/20	Tax Distribution	0	2,014.31	C
10/21	Tax Distribution	0	5,900.05	C
10/21	Tax Distribution	0	22,803.59	C
10/21	Tax Distribution	0	34,166.58	C
10/21	Tax Distribution	0	12,933.99	C
10/21	Tax Distribution	0	11,848.33	C
10/21	Tax Distribution	0	22,302.25	C
10/21	Tax Distribution	0	12,590.93	C
10/22	Tax Distribution	0	2,821.28	C
10/22	Tax Distribution	0	5,709.37	C
10/22	Tax Distribution	0	13,128.86	C
10/22	Tax Distribution	0	8,137.02	C
10/22	Tax Distribution	0	4,573.80	C
10/22	Tax Distribution	0	3,466.14	C
10/23	Tax Distribution	0	438.06	C
10/23	Tax Distribution	0	4,706.51	C
10/23	Tax Distribution	0	19,266.23	C
10/23	Tax Distribution	0	4,355.85	C
10/23	Tax Distribution	0	2,882.54	C
10/23	Tax Distribution	0	765.71	C
10/24	Tax Distribution	0	31,118.71	C
10/24	Tax Distribution	0	827.87	C
10/24	Tax Distribution	0	4,444.37	C
10/24	Tax Distribution	0	9,748.94	C
10/24	Tax Distribution	0	4,265.14	C
10/27	Tax Distribution	0	6,667.85	C
10/27	Tax Distribution	0	2,208.83	C
10/27	Tax Distribution	0	16,678.73	C



Yavapai County Treasurer

Monthly Statement

Date Range: 10/1/2025 to 10/31/2025

10/27	Tax Distribution	0	2,422.40	C
10/27	Tax Distribution	0	5,686.14	C
10/27	Tax Distribution	0	1,266.18	C
10/28	Tax Distribution	0	12,030.82	C
10/28	Tax Distribution	0	4,510.22	C
10/28	Tax Distribution	0	19,199.89	C
10/28	Tax Distribution	0	8,805.19	C
10/28	Tax Distribution	0	19,452.60	C
10/28	Tax Distribution	0	12,120.79	C
10/28	Tax Distribution	0	8,805.84	C
10/29	Tax Distribution	0	1,496.33	C
10/29	Tax Distribution	0	6,083.79	C
10/29	Tax Distribution	0	30,249.31	C
10/29	Tax Distribution	0	420.61	C
10/29	Tax Distribution	0	11,225.92	C
10/29	Tax Distribution	0	3,472.38	C
10/29	Tax Distribution	0	8,274.50	C
10/30	Tax Distribution	0	2,532.17	C
10/30	Tax Distribution	0	1,164,115.07	C
10/30	Tax Distribution	0	30,156.35	C
10/30	Tax Distribution	0	7,547.59	C
10/30	Tax Distribution	0	18,444.79	C
10/30	Tax Distribution	0	7,382.50	C
10/30	Tax Distribution	0	2,989.67	C
10/31	Tax Distribution	0	3,672.66	C
10/31	Tax Distribution	0	218,309.18	C
10/31	Tax Distribution	0	27,101.63	C
10/31	Tax Distribution	0	12,513.47	C
10/31	Tax Distribution	0	11,565.27	C
10/31	Tax Distribution	0	15,665.13	C
10/31	Tax Distribution	0	5,708.98	C
12100.2014 2014 Personal Property Taxes			Source Code Total: 4.88	
10/27	Tax Distribution	0	4.88	C
12100.2020 2020 Personal Property Taxes			Source Code Total: 340.16	
10/14	Tax Distribution	0	280.92	C
10/20	Tax Distribution	0	59.24	C
12100.2021 2021 Personal Property Taxes			Source Code Total: 103.38	
10/20	Tax Distribution	0	65.48	C
10/31	Tax Distribution	0	37.90	C
12100.2022 2022 Personal Property Taxes			Source Code Total: 50.84	
10/20	Tax Distribution	0	13.22	C
10/31	Tax Distribution	0	37.62	C



Yavapai County Treasurer

Monthly Statement

Date Range: 10/1/2025 to 10/31/2025

12100.2023 2023 Personal Property Taxes			Source Code Total: 160.59	
10/28	Tax Distribution	0	123.37	C
10/31	Tax Distribution	0	37.22	C
12100.2024 2024 Personal Property Taxes			Source Code Total: 804.70	
10/06	Tax Distribution	0	139.88	C
10/15	Tax Distribution	0	230.79	C
10/27	Tax Distribution	0	266.20	C
10/28	Tax Distribution	0	123.35	C
10/30	Tax Distribution	0	7.97	C
10/31	Tax Distribution	0	36.51	C
12100.2025 2025 Personal Property Taxes			Source Code Total: 45,282.05	
10/01	Tax Distribution	0	207.14	C
10/01	Tax Distribution	0	826.84	C
10/02	Tax Distribution	0	31.02	C
10/02	Tax Distribution	0	8.96	C
10/02	Tax Distribution	0	303.11	C
10/02	Tax Distribution	0	772.21	C
10/02	Tax Distribution	0	197.68	C
10/03	Tax Distribution	0	273.85	C
10/03	Tax Distribution	0	1,251.19	C
10/03	Tax Distribution	0	224.68	C
10/03	Tax Distribution	0	101.88	C
10/06	Tax Distribution	0	1,140.72	C
10/06	Tax Distribution	0	1,576.57	C
10/06	Tax Distribution	0	53.51	C
10/06	Tax Distribution	0	918.79	C
10/06	Tax Distribution	0	8.79	C
10/07	Tax Distribution	0	245.26	C
10/07	Tax Distribution	0	310.62	C
10/07	Tax Distribution	0	239.29	C
10/08	Tax Distribution	0	112.70	C
10/08	Tax Distribution	0	137.25	C
10/08	Tax Distribution	0	474.41	C
10/08	Tax Distribution	0	271.28	C
10/08	Tax Distribution	0	201.80	C
10/08	Tax Distribution	0	825.29	C
10/09	Tax Distribution	0	104.84	C
10/09	Tax Distribution	0	488.44	C
10/09	Tax Distribution	0	287.77	C
10/09	Tax Distribution	0	264.25	C
10/10	Tax Distribution	0	165.12	C
10/10	Tax Distribution	0	591.65	C
10/10	Tax Distribution	0	31.30	C



Yavapai County Treasurer

Monthly Statement

Date Range: 10/1/2025 to 10/31/2025

10/13	Tax Distribution	0	583.27	C
10/13	Tax Distribution	0	2,622.91	C
10/13	Tax Distribution	0	19.57	C
10/13	Tax Distribution	0	169.13	C
10/13	Tax Distribution	0	129.47	C
10/13	Tax Distribution	0	34.00	C
10/14	Tax Distribution	0	21.43	C
10/14	Tax Distribution	0	496.97	C
10/14	Tax Distribution	0	160.81	C
10/14	Tax Distribution	0	443.21	C
10/14	Tax Distribution	0	263.91	C
10/15	Tax Distribution	0	44.46	C
10/15	Tax Distribution	0	201.63	C
10/15	Tax Distribution	0	26.18	C
10/15	Tax Distribution	0	230.49	C
10/15	Tax Distribution	0	3,344.50	C
10/15	Tax Distribution	0	312.55	C
10/16	Tax Distribution	0	547.02	C
10/16	Tax Distribution	0	105.07	C
10/16	Tax Distribution	0	253.06	C
10/16	Tax Distribution	0	1,043.98	C
10/16	Tax Distribution	0	436.04	C
10/17	Tax Distribution	0	406.49	C
10/17	Tax Distribution	0	145.80	C
10/17	Tax Distribution	0	588.79	C
10/17	Tax Distribution	0	56.55	C
10/20	Tax Distribution	0	42.84	C
10/20	Tax Distribution	0	895.14	C
10/20	Tax Distribution	0	2,148.16	C
10/20	Tax Distribution	0	35.63	C
10/21	Tax Distribution	0	393.38	C
10/21	Tax Distribution	0	1,755.27	C
10/21	Tax Distribution	0	1,329.00	C
10/21	Tax Distribution	0	789.11	C
10/21	Tax Distribution	0	99.63	C
10/21	Tax Distribution	0	564.01	C
10/21	Tax Distribution	0	268.88	C
10/22	Tax Distribution	0	147.88	C
10/22	Tax Distribution	0	224.71	C
10/22	Tax Distribution	0	103.81	C
10/22	Tax Distribution	0	158.66	C
10/22	Tax Distribution	0	61.38	C
10/23	Tax Distribution	0	286.38	C



Yavapai County Treasurer

Monthly Statement

Date Range: 10/1/2025 to 10/31/2025

10/23	Tax Distribution	0	17.02	C
10/23	Tax Distribution	0	474.57	C
10/23	Tax Distribution	0	62.24	C
10/23	Tax Distribution	0	22.58	C
10/24	Tax Distribution	0	389.64	C
10/24	Tax Distribution	0	94.20	C
10/24	Tax Distribution	0	285.37	C
10/24	Tax Distribution	0	92.61	C
10/27	Tax Distribution	0	48.99	C
10/27	Tax Distribution	0	691.55	C
10/27	Tax Distribution	0	66.85	C
10/27	Tax Distribution	0	133.97	C
10/28	Tax Distribution	0	1,777.59	C
10/28	Tax Distribution	0	224.39	C
10/28	Tax Distribution	0	629.58	C
10/28	Tax Distribution	0	272.28	C
10/28	Tax Distribution	0	266.89	C
10/28	Tax Distribution	0	324.24	C
10/28	Tax Distribution	0	470.81	C
10/29	Tax Distribution	0	423.49	C
10/29	Tax Distribution	0	378.27	C
10/29	Tax Distribution	0	531.67	C
10/29	Tax Distribution	0	257.67	C
10/30	Tax Distribution	0	755.39	C
10/30	Tax Distribution	0	227.21	C
10/30	Tax Distribution	0	73.06	C
10/30	Tax Distribution	0	350.56	C
10/30	Tax Distribution	0	459.21	C
10/30	Tax Distribution	0	263.17	C
10/31	Tax Distribution	0	213.56	C
10/31	Tax Distribution	0	146.56	C
10/31	Tax Distribution	0	42.21	C
10/31	Tax Distribution	0	118.14	C
10/31	Tax Distribution	0	57.14	C
37150.0 FDAT Distributions			Source Code Total: 167,093.15	
10/01	Fire Dist Assistance Tax 0.129511	0	3,404.44	C
10/02	Fire Dist Assistance Tax 0.129511	0	4,434.17	C
10/03	Fire Dist Assistance Tax 0.129511	0	3,199.35	C
10/06	Fire Dist Assistance Tax 0.129511	0	5,644.98	C
10/07	Fire Dist Assistance Tax 0.129511	0	2,518.00	C
10/08	Fire Dist Assistance Tax 0.129511	0	4,836.12	C
10/09	Fire Dist Assistance Tax 0.129511	0	4,627.29	C
10/10	Fire Dist Assistance Tax 0.129511	0	4,601.60	C



Yavapai County Treasurer

Monthly Statement

Date Range: 10/1/2025 to 10/31/2025

10/13	Fire Dist Assistance Tax 0.129511	0	4,825.11	C
10/14	Fire Dist Assistance Tax 0.129511	0	3,677.39	C
10/15	Fire Dist Assistance Tax 0.129511	0	3,832.04	C
10/16	Fire Dist Assistance Tax 0.129511	0	5,045.77	C
10/17	Fire Dist Assistance Tax 0.129511	0	7,001.81	C
10/20	Fire Dist Assistance Tax 0.129511	0	5,476.25	C
10/21	Fire Dist Assistance Tax 0.129511	0	6,834.82	C
10/22	Fire Dist Assistance Tax 0.129511	0	2,975.39	C
10/23	Fire Dist Assistance Tax 0.129511	0	2,661.65	C
10/24	Fire Dist Assistance Tax 0.129511	0	3,090.80	C
10/27	Fire Dist Assistance Tax 0.129511	0	10,720.35	C
10/28	Fire Dist Assistance Tax 0.129511	0	5,945.33	C
10/29	Fire Dist Assistance Tax 0.129511	0	4,425.15	C
10/30	Fire Dist Assistance Tax 0.129511	0	52,540.76	C
10/31	Fire Dist Assistance Tax 0.129511	0	14,474.58	C
38109.0 Interest on Investments St Treas			Source Code Total: 277.34	
10/08	Investment Interest	0	277.34	C
38111.0 Interest on Investments			Source Code Total: 9.61	
10/02	Investment Interest	0	9.61	C
38113.0 Interest on Investments-Wells Fargo			Source Code Total: 134.52	
10/08	Investment Interest	0	134.52	C
91032.0 Warrants Redeemed			Source Code Total: (1,077.50)	
10/17	Paid Warrants	0	(1,077.50)	D
91702.0 Transfer out			Source Code Total: (126,125.47)	
10/20	TRANSFER PER TJ EMAIL 10-20-2025	0	(126,125.47)	D
6065540000 Chino Valley Fire Dist GF			Ending Balance: 3,128,975.49	

Warrant Detail

Payee Name	Warrant	Amount	Issue Dt	Status Dt	Voucher
6065540000 Chino Valley Fire Dist GF			Account Total: 1,077.50		
Fund: 0655			Fund Total: 1,077.50		
Status: PAID			Status Total: 1,077.50		
/	0706550066	1,077.50	10/09/25	10/17/25	
Count		Amount			
Total PAID:		1	1,077.50		

11/10/25
3:57:20 PM

Chino Valley Fire District
Bank Reconciliation Summary
For the Bank Statement ending: 10/31/2025

Page: 1

BANK CONTROL ID: GEN - GENERAL FUND		DESC: GENERAL FUND	ACCOUNT NO: 000000000000000
Beginning Balance:	10/01/25		\$206,124.58
Deposits and Credits:			\$3,050,053.88
Checks and Charges:			(\$127,202.97)
Adjustments:			\$0.00
Ending Balance Per Reconciliation:			\$3,128,975.49
Ending Balance Per Bank Statement:	10/31/25		\$3,128,975.49
* Outstanding Deposits and Credits:	10/31/25		\$0.00
* Outstanding Checks and Charges:	10/31/25		\$0.00
Ending Book Balance:			\$3,128,975.49

* Outstanding amounts are all outstanding credits and charges dated prior or equal to the Reconciliation date.

Chino Valley Fire District
BR Checks and Charges Cleared
For the Bank Statement ending: 10/31/25

GEN		General Fund		General Fund		000000000000000
Date	Document	Description	Module	Company	Amount	
10/09/25	706550065	Law Off. of Nicolas Cornelius	AP	CHINOV	\$1,077.50	
10/09/25	706550065	Law Off. of Nicolas Cornelius	AP	CHINOV	(\$1,077.50)	
10/09/25	706550066	Law Off. of Nicolas Cornelius	AP	CHINOV	\$1,077.50	
10/31/25	Cash With Yav Cty	Fire Authority Funding	GL	CHINOV	\$126,125.47	
TOTAL CHECKS AND CHARGES CLEARED:					\$127,202.97	

Chino Valley Fire District
BR Checks and Charges Outstanding
For the Bank Statement ending:

<u>Date</u>	<u>Document</u>	<u>Description</u>	<u>Module</u>	<u>Company</u>	<u>Amount</u>
-------------	-----------------	--------------------	---------------	----------------	---------------

TOTAL CHECKS AND CHARGES OUTSTANDING:

Chino Valley Fire District
BR Deposits and Credits Cleared
For the Bank Statement ending: 10/31/25

GEN		General Fund		General Fund		0000000000000000
Date	Document	Description	Module	Company	Amount	
10/31/25	Cash With Yav Cty	GF Tax & Interest Revenue OCT	GL	CHINOV	\$3,050,053.88	
TOTAL DEPOSITS AND CREDITS CLEARED:					\$3,050,053.88	

Chino Valley Fire District
BR Deposits and Credits Outstanding
For the Bank Statement ending:

Date	Document	Description	Module	Company	Amount
------	----------	-------------	--------	---------	--------

TOTAL DEPOSITS AND CREDITS OUTSTANDING:

11/10/25
3:53:32 PM

Chino Valley Fire District
Bank Reconciliation Register

Page: 1

Document Number	Date	BR Status	Void?	Description	Date Cleared	Amount
MODULE: CHECKS FROM ACCOUNTS PAYABLE						
BANK CONTROL ID: GEN - GENERAL FUND						
706550065	10/09/25	Marked	No	Law Off. of Nicolas Cornelius	11/10/25	\$1,077.50
706550065	10/09/25	Marked	Yes	Law Off. of Nicolas Cornelius	11/10/25	(\$1,077.50)
706550066	10/09/25	Marked	No	Law Off. of Nicolas Cornelius	11/10/25	\$1,077.50
SUB TOTAL FOR BANK:						\$1,077.50
TOTAL FOR MODULE:						\$1,077.50
MODULE: JOURNAL ENTRIES FROM GENERAL LEDGER						
BANK CONTROL ID: GEN - GENERAL FUND						
Cash With Yav Cty	10/31/25	Marked	No	Fire Authority Funding	11/10/25	\$126,125.47
Cash With Yav Cty	10/31/25	Marked	No	GF Tax & Interest Revenue OCT	11/10/25	\$3,050,053.88
SUB TOTAL FOR BANK:						\$3,176,179.35
TOTAL FOR MODULE:						\$3,176,179.35

11/10/25
3:56:22 PM

Chino Valley Fire District
BR Adjustments Report
For the Bank Statement ending:

Page: 1

Date	Document	Description	GL Account	Offset Amt	Adj. Amt
------	----------	-------------	------------	------------	----------

DOCUMENT:

ADJUSTMENT DOCUMENT " TOTAL:

TOTAL FOR ALL ADJUSTMENTS:

11/10/25
3:57:30 PM

Chino Valley Fire District
Income Statement
(Original Budget to Actual Comparison)
For the period of 10/1/2025 Through 10/31/2025

Fund: (10) General Fund

	Account	Actual	Current Period Budget	Variance	%	Actual	Year To Date Budget
<u>Revenues</u>							
Real Estate Tax	10400000000	\$2,835,792.66	\$0.00	\$2,835,792.66	0.0%	\$8,979,717.10	\$6,628,755.00
Personal Property Tax	10410000000	46,746.60	0.00	46,746.60	0.0	197,438.23	0.00
Fire District Assistance Tax	10420000000	167,093.15	0.00	167,093.15	0.0	577,202.92	400,000.00
Interest Income-General Fund	10490000000	421.47	0.00	421.47	0.0	28,761.76	0.00
Rebates/Refunds	10500000000	0.00	0.00	0.00	0.0	0.00	2,000.00
Misc. Revenues	10510000000	0.00	0.00	0.00	0.0	519.49	0.00
Net Revenues		\$3,050,053.88	\$0.00	\$3,050,053.88	0.0 %	\$9,783,639.50	\$7,030,755.00
<u>Program Expenses</u>							
Fire Authority Funding	10670010000	\$126,125.47	\$0.00	\$(126,125.47)	0.0%	\$6,796,438.94	\$7,016,755.00
Total Program Expenses		\$126,125.47	\$0.00	\$(126,125.47)	0.0 %	\$6,796,438.94	\$7,016,755.00
<u>Fund Raising Expenses</u>							
Audit & Accounting	10640010000	\$0.00	\$0.00	\$0.00	0.0%	\$9,041.64	\$8,000.00
Legal Services - Routine	10641010000	1,077.50	0.00	(1,077.50)	0.0	2,844.50	5,000.00
Fire Board Expenses	10644110000	0.00	0.00	0.00	0.0	38.16	1,000.00
Misc/Admin	10661010000	0.00	0.00	0.00	0.0	21.07	0.00
Contingency Expense - Current	10780130000	0.00	0.00	0.00	0.0	0.00	20,000.00
Total Fund Raising Expenses		\$1,077.50	\$0.00	\$(1,077.50)	0.0 %	\$11,945.37	\$34,000.00
Total Expenses		\$127,202.97		\$(127,202.97)		\$6,808,384.31	\$7,050,755.00
Net Income (Loss)		\$2,922,850.91	\$0.00	\$2,922,850.91	0.0%	\$2,975,255.19	\$(20,000.00)

11/10/25
3:57:44 PM

Chino Valley Fire District
Balance Sheet
As of 10/31/2025
Fund: (10) General Fund

Assets

Current Assets

Cash with Yavapai County	\$3,128,975.49	
Taxes Receivable	124,421.50	
Investment In CAFMA	4,555,375.20	
Total Current Assets		\$7,808,772.19

Total Assets

\$7,808,772.19

Liabilities and Net Assets

Current Liabilities

Accounts Payable	\$270.00	
Deferred Compensation (Prop Tax)	88,395.35	
Total Current Liabilities		\$88,665.35

Total Liabilities

\$88,665.35

Net Assets

Fund Balance	\$4,744,852.22	
Current Year Net Assets	2,975,255.19	

Total Net Assets

7,720,107.41

Total Liabilities and Net Assets

\$7,808,772.76

11/10/25
3:57:58 PM

Chino Valley Fire District
GL Account Ledger - Detail By Period
10/1/2025 through 10/31/2025

Batch	Journal	Entry #	Date	Job	Document	Description	Debits
10.1100.0.0.000			CASH WITH YAVAPAI COUNTY				
2458	CD	144668	10/09/25		706550065	Law Off. of Nicolas Cornelius - Cash Disbursement CORNIC	-
2458	CD	144670	10/09/25		706550065	Law Off. of Nicolas Cornelius - Void Check CORNIC	1,077.50
2458	CD	144672	10/09/25		706550066	Law Off. of Nicolas Cornelius - Cash Disbursement CORNIC	-
2461	GJ	144684	10/31/25		Cash With Yav Cty	Fire Authority Funding	-
2462	GJ	144685	10/31/25		Cash With Yav Cty	GF Tax & Interest Revenue OCT 2025	3,050,053.88
CASH WITH YAVAPAI COUNTY TOTALS:							\$3,051,131.38
TOTAL OF LEDGER:							\$3,051,131.38

11/10/25
3:58:07 PM

Chino Valley Fire District
GL Trial Balance Worksheet
For The Period of 10/1/2025 through 10/31/2025

Account	Description	Balances		
		Beginning	Debits	Credits
10,1100,0,0,000	Cash with Yavapai County	\$206,124.58	\$3,051,131.38	\$128,280.47
TOTALS:		\$206,124.58	\$3,051,131.38	\$128,280.47

* Inactive accounts are marked and appear in grey.

formstack sign Document Completion Certificate

Document Reference : fc55cea6-8345-4353-9bd2-c7667551a938
Document Title : OCTOBER 2025 CHINO VALLEY FIRE GENERAL FUND BANK REC
Document Region : Northern Virginia
Sender Name : Karen Mauldin
Sender Email : kmauldin@cazfire.gov
Total Document Pages : 29
Secondary Security : Not Required

Participants

1. Karen Mauldin (kmauldin@cazfire.gov)
2. Cody Rose (crose@cazfire.gov)
3. John Feddema (jfeddema@cazfire.gov)

CC

1. sdixson@cazfire.gov
2. dkrizo@cazfire.gov

Document History

Timestamp	Description
11/10/2025 06:35PM US/Eastern	Sender downloaded document.
11/10/2025 06:39PM US/Eastern	Document sent by Karen Mauldin (kmauldin@cazfire.gov).
11/10/2025 06:39PM US/Eastern	Email sent to Karen Mauldin (kmauldin@cazfire.gov).
11/10/2025 06:41PM US/Eastern	Document viewed by Karen Mauldin (kmauldin@cazfire.gov). 24.117.179.98 Mozilla/5.0 (Windows NT 10.0; Win64; x64) AppleWebKit/537.36 (KHTML, like Gecko) Chrome/132.0.0.0 Safari/537.36
11/10/2025 06:41PM US/Eastern	Karen Mauldin (kmauldin@cazfire.gov) has agreed to terms of service and to do business electronically with Karen Mauldin (kmauldin@cazfire.gov). 24.117.179.98 Mozilla/5.0 (Windows NT 10.0; Win64; x64) AppleWebKit/537.36 (KHTML, like Gecko) Chrome/132.0.0.0 Safari/537.36
11/10/2025 06:41PM US/Eastern	Signed by Karen Mauldin (kmauldin@cazfire.gov). 24.117.179.98 Mozilla/5.0 (Windows NT 10.0; Win64; x64) AppleWebKit/537.36 (KHTML, like Gecko) Chrome/132.0.0.0 Safari/537.36
11/10/2025 06:41PM US/Eastern	Email sent to Cody Rose (crose@cazfire.gov).
11/12/2025 10:03AM US/Eastern	Document viewed by Cody Rose (crose@cazfire.gov). 24.117.179.98 Mozilla/5.0 (Windows NT 10.0; Win64; x64) AppleWebKit/537.36 (KHTML, like Gecko) Chrome/141.0.0.0 Safari/537.36

Document History

Timestamp	Description
11/12/2025 10:05AM US/Eastern	Cody Rose (crose@cazfire.gov) has agreed to terms of service and to do business electronically with Karen Mauldin (kmauldin@cazfire.gov). 24.117.179.98 Mozilla/5.0 (Windows NT 10.0; Win64; x64) AppleWebKit/537.36 (KHTML, like Gecko) Chrome/141.0.0.0 Safari/537.36
11/12/2025 10:05AM US/Eastern	Signed by Cody Rose (crose@cazfire.gov). 24.117.179.98 Mozilla/5.0 (Windows NT 10.0; Win64; x64) AppleWebKit/537.36 (KHTML, like Gecko) Chrome/141.0.0.0 Safari/537.36
11/12/2025 10:06AM US/Eastern	Email sent to John Feddema (jfeddema@cazfire.gov).
11/14/2025 05:57PM US/Eastern	Document viewed by John Feddema (jfeddema@cazfire.gov). 172.83.103.182 Mozilla/5.0 (Windows NT 10.0; Win64; x64) AppleWebKit/537.36 (KHTML, like Gecko) Chrome/142.0.0.0 Safari/537.36
11/14/2025 05:57PM US/Eastern	John Feddema (jfeddema@cazfire.gov) has agreed to terms of service and to do business electronically with Karen Mauldin (kmauldin@cazfire.gov). 172.83.103.182 Mozilla/5.0 (Windows NT 10.0; Win64; x64) AppleWebKit/537.36 (KHTML, like Gecko) Chrome/142.0.0.0 Safari/537.36
11/14/2025 05:57PM US/Eastern	Signed by John Feddema (jfeddema@cazfire.gov). 172.83.103.182 Mozilla/5.0 (Windows NT 10.0; Win64; x64) AppleWebKit/537.36 (KHTML, like Gecko) Chrome/142.0.0.0 Safari/537.36
11/14/2025 05:57PM US/Eastern	Document copy sent to Cody Rose (crose@cazfire.gov).
11/14/2025 05:57PM US/Eastern	Document copy sent to dkrizo@cazfire.gov.
11/14/2025 05:57PM US/Eastern	Document copy sent to sdixson@cazfire.gov.
11/14/2025 05:57PM US/Eastern	Document copy sent to John Feddema (jfeddema@cazfire.gov).
11/14/2025 05:57PM US/Eastern	Document copy sent to Karen Mauldin (kmauldin@cazfire.gov).
11/14/2025 05:57PM US/Eastern	Document copy sent to Karen Mauldin (kmauldin@cazfire.gov).

CHINO VALLEY FIRE DISTRICT
GENERAL FUND BANK RECONCILIATION NOVEMBER 2025

Reconciliation:	
Beginning Balance:	\$ 3,128,975.49
Tax Revenue:	\$ 545,942.20
Interest Revenue:	\$ 3,441.20
Fire District Deposits:	\$ -
Checks From Accounts Payable:	\$ (3,500.00)
Fire Authority Funding:	\$ (3,050,053.88)
Tax Roll Corrections:	\$ -
Other:	\$ -
Ending Balance:	\$ 624,805.01

Difference Between Balances: \$ -

Bank Statement Balance:	
Balance Per Bank:	\$ 628,305.01
Outstanding Checks:	\$ (3,500.00)
Outstanding Deposits:	
Ending Balance:	\$ 624,805.01

G/L Ending Balance: \$ 624,805.01

\$ 624,805.01

Deposits Per Bank Statement:	
Real Estate Taxes:	\$ 493,196.98
Personal Property Taxes:	\$ 17,572.86
Fire District Assistance Tax:	\$ 35,172.36
Fire District Deposit:	\$ -
Interest Revenue:	\$ 3,441.20
ADOT & Fish and Game In Lieu:	\$ -
Other:	\$ -
	\$ -
Ending Balance:	\$ 549,383.40

Bank Reconciliation Register:	
Checks From Accounts Payable:	\$ 3,500.00
Fire Authority Funding:	\$ 3,050,053.88
Tax Roll Corrections:	\$ -
Total Checks:	\$ 3,053,553.88
Tax and Interest Revenue:	\$ 549,383.40
Other:	\$ -
Ending Balance:	\$ 549,383.40

Reconciliation Approved By: John Feddema
 John Feddema, Fire Chief

Reconciliation Reviewed By: Cody Rose
 Cody Rose, Assistant Chief of Administration

Reconciliation Prepared By: Tessa Jordan
 Tessa Jordan, Finance Specialist

CHINO VALLEY FIRE DISTRICT GENERAL FUND

Tax Collection Data

Total Levy Month	FY 19-20 \$4,190,442 Collected	FY 20-21 \$4,497,237 Collected	FY 21-22 \$4,833,636 Collected	FY 22-23 \$5,218,024 Collected	FY 23-24 \$5,625,391 Collected	FY 24-25 \$6,172,519 Collected	FY 25-26 \$6,628,755 Collected
July	\$14,597	\$42,316	\$26,983	\$29,396	\$22,269	\$33,147	\$39,901
%	0.348%	0.941%	0.558%	0.563%	0.396%	0.537%	0.602%
% To Date	0.3483%	0.9409%	0.5582%	0.5633%	0.3959%	0.5370%	0.6019%
August	\$10,746	\$15,526	\$11,257	\$10,089	\$11,352	\$5,328	\$20,217
%	0.256%	0.345%	0.233%	0.193%	0.202%	0.086%	0.305%
% To Date	0.6048%	1.2862%	0.7911%	0.7567%	0.5977%	0.6233%	0.9069%
September	\$30,894	\$8,143	\$54,439	\$64,614	\$74,887	\$52,555	\$115,566
%	0.737%	0.181%	1.126%	1.238%	1.331%	0.851%	1.743%
% To Date	1.3420%	1.4673%	1.9174%	1.9950%	1.9289%	1.4747%	2.6503%
October	\$1,807,742	\$1,780,309	\$1,962,817	\$2,100,367	\$2,422,380	\$2,527,763	\$2,882,539
%	43.140%	39.587%	40.607%	40.252%	43.062%	40.952%	43.485%
% To Date	44.4817%	41.0540%	42.5249%	42.2471%	44.9904%	42.4266%	46.1357%
November	\$373,908	\$508,805	\$535,270	\$613,469	\$490,140	\$643,165	\$510,770
%	8.923%	11.314%	11.074%	11.757%	8.713%	10.420%	7.705%
% To Date	53.4046%	52.3677%	53.5987%	54.0038%	53.7034%	52.8465%	53.8411%
December	\$286,760	\$399,155	\$365,096	\$368,596	\$438,538	\$557,861	\$0
%	6.8432%	8.8756%	7.5532%	7.0639%	7.7957%	9.0378%	0.0000%
% To Date	60.2478%	61.2433%	61.1520%	61.0677%	61.4991%	61.8843%	53.8411%
January	\$115,429	\$118,322	\$183,242	\$167,132	\$232,096	\$155,018	\$0
%	2.7546%	2.6310%	3.7910%	3.2030%	4.1259%	2.5114%	0.0000%
% To Date	63.0023%	63.8742%	64.9429%	64.2707%	65.6250%	64.3957%	53.8411%
February	\$104,991	\$88,422	\$74,113	\$82,746	\$68,186	\$80,646	\$0
%	2.5055%	1.9661%	1.5333%	1.5858%	1.2121%	1.3065%	0.0000%
% To Date	65.5078%	65.8404%	66.4762%	65.8565%	66.8371%	65.7022%	53.8411%
March	\$142,182	\$143,500	\$112,700	\$150,474	\$95,046	\$86,316	\$0
%	3.3930%	3.1908%	2.3316%	2.8837%	1.6896%	1.3984%	0.0000%
% To Date	68.9008%	69.0312%	68.8078%	68.7402%	68.5267%	67.1006%	53.8411%
April	\$983,917	\$1,082,230	\$1,188,626	\$1,315,211	\$1,499,950	\$634,316	\$0
%	23.4800%	24.0643%	24.5907%	25.2051%	26.6639%	10.2765%	0.0000%
% To Date	92.3809%	93.0956%	93.3985%	93.9454%	95.1906%	77.3771%	53.8411%
May	\$206,496	\$202,990	\$226,873	\$242,625	\$245,899	\$1,225,907	\$0
%	4.9278%	4.5137%	4.6936%	4.6497%	4.3712%	19.8607%	0.0000%
% To Date	97.3086%	97.6092%	98.0921%	98.5951%	99.5619%	97.2378%	53.8411%
June	\$49,679	\$87,815	\$85,664	\$63,240	\$56,204	\$119,359	\$0
%	1.1855%	1.9527%	1.7723%	1.2120%	0.9991%	1.9337%	0.0000%
% To Date	98.4942%	99.5619%	99.8644%	99.8071%	100.5610%	99.1715%	53.8411%
TOTALS	\$4,127,341	\$4,477,533	\$4,827,080	\$5,207,958	\$5,656,947	\$6,121,380	\$3,568,994
Delinquency	1.5058%	0.4381%	0.1356%	0.1929%	-0.5610%	0.8285%	46.1589%

CHINO VALLEY FIRE DISTRICT GENERAL FUND

FDAT Collection Data

Total Levy Month	FY 19-20 \$366,547 Collected	FY 20-21 \$400,000 Collected	FY 21-22 \$400,000 Collected	FY 22-23 \$400,000 Collected	FY 23-24 \$400,000 Collected	FY 24-25 \$400,000 Collected	FY 25-26 \$400,000 Collected
July	\$1,475	\$2,769	\$1,871	\$2,011	\$1,145	\$1,312	\$1,324
%	0.403%	0.692%	0.468%	0.503%	0.286%	0.328%	0.331%
% To Date	0.4025%	0.6923%	0.4677%	0.5026%	0.2863%	0.3279%	0.3311%
August	\$653	\$662	\$1,498	\$575	\$540	\$429	\$633
%	0.178%	0.166%	0.375%	0.144%	0.135%	0.107%	0.158%
% To Date	0.5806%	0.8579%	0.8422%	0.6465%	0.4213%	0.4352%	0.4894%
September	\$1,853	\$879	\$4,669	\$4,994	\$4,589	\$4,297	\$10,125
%	0.505%	0.220%	1.167%	1.249%	1.147%	1.074%	2.531%
% To Date	1.0861%	1.0777%	2.0095%	1.8950%	1.5686%	1.5095%	3.0207%
October	\$107,270	\$160,480	\$159,909	\$157,752	\$161,660	\$170,801	\$167,093
%	29.265%	40.120%	39.977%	39.438%	40.415%	42.700%	41.773%
% To Date	30.3510%	41.1979%	41.9866%	41.3329%	41.9837%	44.2097%	44.7940%
November	\$30,666	\$48,339	\$52,249	\$55,107	\$49,601	\$39,496	\$35,172
%	8.3663%	12.0848%	13.0622%	13.7768%	12.4002%	9.8741%	8.7931%
% To Date	38.7172%	53.2826%	55.0488%	55.1097%	54.3839%	54.0838%	53.5871%
December	\$112,035	\$39,219	\$35,029	\$35,365	\$36,872	\$41,460	\$0
%	30.5650%	9.8048%	8.7572%	8.8413%	9.2179%	10.3651%	0.0000%
% To Date	69.2822%	63.0874%	63.8060%	63.9510%	63.6017%	64.4489%	53.5871%
January	\$11,446	\$12,625	\$15,294	\$14,833	\$15,371	\$11,113	\$0
%	3.1227%	3.1562%	3.8235%	3.7081%	3.8428%	2.7783%	0.0000%
% To Date	72.4049%	66.2436%	67.6294%	67.6591%	67.4445%	67.2272%	53.5871%
February	\$10,419	\$6,657	\$5,785	\$5,943	\$5,540	\$5,229	\$0
%	2.842%	1.664%	1.446%	1.486%	1.385%	1.307%	0.000%
% To Date	75.2473%	67.9079%	69.0756%	69.1450%	68.8296%	68.5345%	53.5871%
March	\$13,361	\$10,897	\$8,259	\$8,963	\$7,439	\$7,229	\$0
%	3.6452%	2.7242%	2.0646%	2.2407%	1.8598%	1.8073%	0.0000%
% To Date	78.8925%	70.6320%	71.1403%	71.3856%	70.6893%	70.3418%	53.5871%
April	\$85,315	\$88,842	\$89,498	\$93,760	\$96,410	\$53,242	\$0
%	23.2754%	22.2104%	22.3745%	23.4400%	24.1025%	13.3105%	0.0000%
% To Date	102.1679%	92.8424%	93.5148%	94.8256%	94.7919%	83.6522%	53.5871%
May	\$21,832	\$19,620	\$19,623	\$17,519	\$17,680	\$56,357	\$0
%	5.9561%	4.9050%	4.9058%	4.3797%	4.4200%	14.0893%	0.0000%
% To Date	108.1240%	97.7475%	98.4206%	99.2052%	99.2119%	97.7416%	53.5871%
June	\$4,474	\$6,987	\$6,978	\$3,648	\$3,730	\$7,060	\$0
%	1.2206%	1.7468%	1.7445%	0.9121%	0.9324%	1.7651%	0.0000%
% To Date	109.3446%	99.4943%	100.1651%	100.1173%	100.1443%	99.5067%	53.5871%
TOTALS	\$400,799	\$397,977	\$400,660	\$400,469	\$400,577	\$398,027	\$214,349
Delinquency	-9.3446%	0.5057%	-0.1651%	-0.1173%	-0.1443%	0.4933%	46.4129%

100.0000% 100.0000% 100.0000% 100.0000% 100.0000% 100.0000% 100.0000%



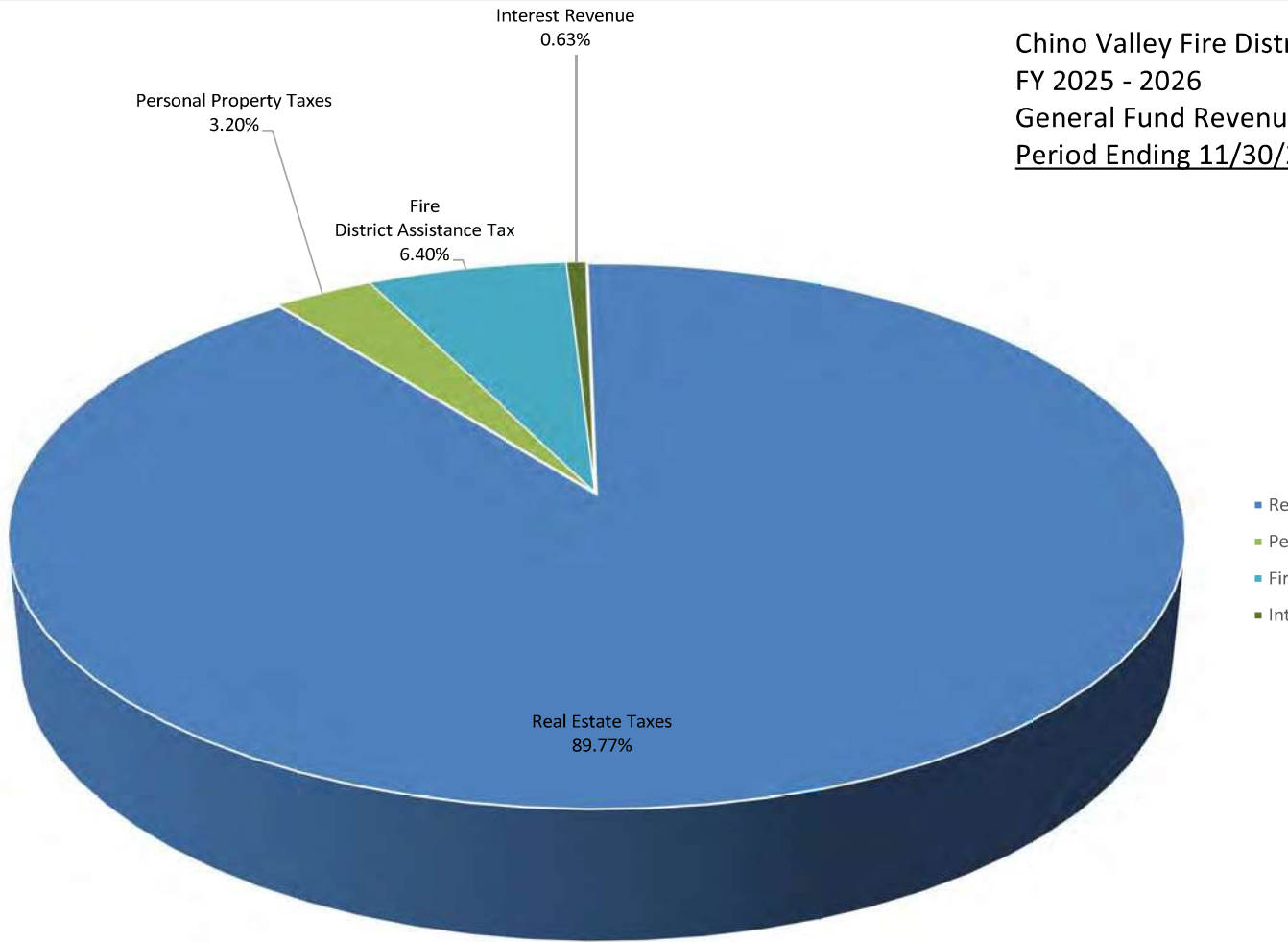
2025 - 2026 Cash Flow by Month : NOVEMBER 2025

	Actual					Projected				
	July	Aug.	Sept.	Oct.	Nov.	Dec.	Jan.	Feb.	March	Apr
Revenues:										
Taxes	39,901	20,217	115,566	2,882,539	510,770	552,396	552,396	552,396	552,396	552,396
FDAT	1,324	633	10,125	167,093	35,172	33,333	33,333	33,333	33,333	33,333
Interest Income	3,131	716	434	421	3,441	-	-	-	-	-
Other Income	-	-	-	-	-	167	167	167	167	167
RevenueTotals:	44,356	21,566	126,125	3,050,054	549,383	585,896	585,896	585,896	585,896	585,896
Expenditures:										
Audit/Accounting, Legal Services, Fire Board Expenses	441	-	-	1,078	3,500	1,167	1,167	1,167	1,167	1,167
Other Professional Svs.	-	-	-	-	-	-	-	-	-	-
Fire Authority Funding	132,285	44,356	21,566	126,125	3,050,054	584,730	584,730	584,730	584,730	584,730
Miscellaneous	-	-	-	-	-	-	-	-	-	-
ExpenditureTotals:	132,726	44,356	21,566	127,203	3,053,554	585,896	585,896	585,896	585,896	585,896
Monthly Net Cash	(88,370)	(22,790)	104,559	2,922,851	(2,504,170)	0	0	0	0	0
Cumulative Net Cash	(68,370)	(91,159)	13,400	2,936,251	432,080	432,080	432,080	432,080	432,080	432,080
Carryover	20,000	(2,790)	101,769	3,024,620	520,450	520,450	520,450	520,450	520,450	520,450

**CHINO VALLEY FIRE DISTRICT GENERAL FUND
REVENUE GRAPH DATA**

		YTD	
Revenue		Budget	%
Real Estate Taxes	\$ 493,197	\$ 6,628,755	89.77
Personal Property Taxes	\$ 17,573	\$ -	3.20
Fire District Assistance Tax	\$ 35,172	\$ 400,000	6.40
Rebates/Refunds	\$ -	\$ 2,000	0.00
Interest Revenue	\$ 3,441	\$ -	0.63
Other Revenue	\$ -	\$ -	0.00
TOTALS:	\$ 549,383	\$ 7,030,755	100.00

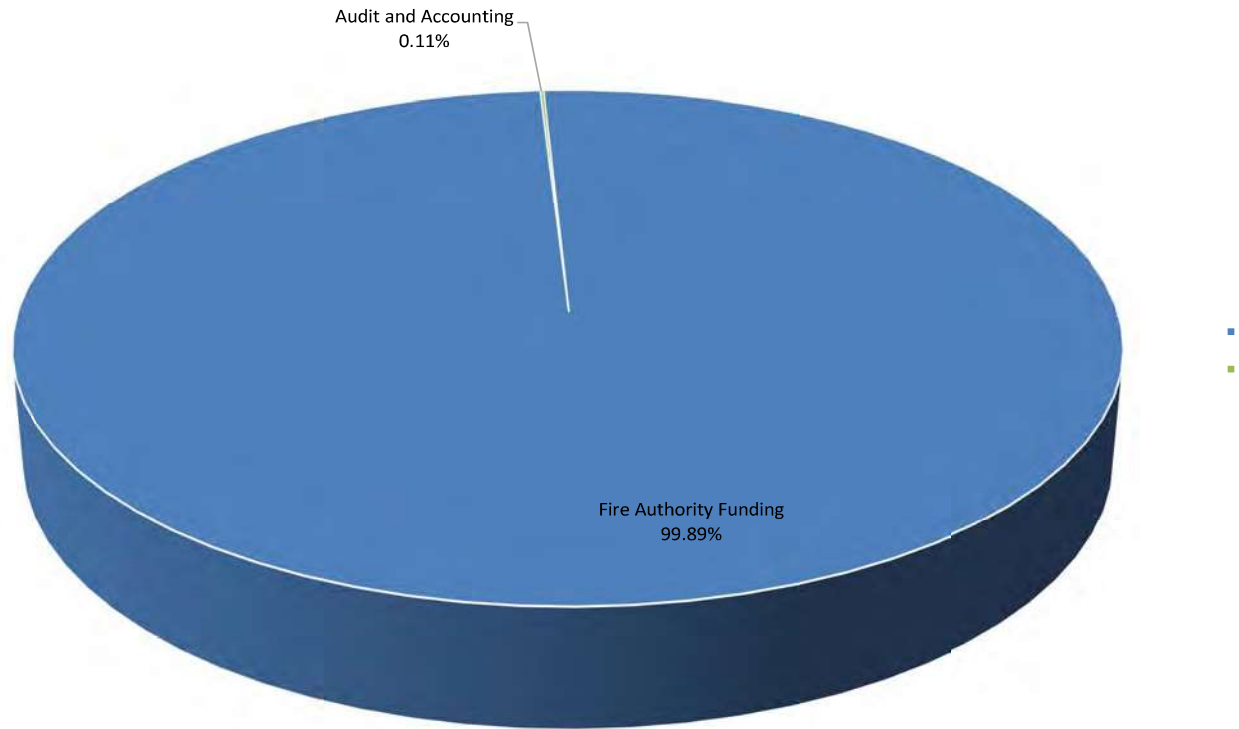
Chino Valley Fire District
FY 2025 - 2026
General Fund Revenue
Period Ending 11/30/2024



**CHINO VALLEY FIRE DISTRICT GENERAL FUND
EXPENSE GRAPH DATA**

		YTD	
Expense		Budget	%
Fire Authority Funding	\$ 3,050,054	\$ 7,016,755	99.89
Audit and Accounting	\$ 3,500	\$ 8,000	0.11
Legal	\$ -	\$ 5,000	0.00
Fire Board Expenses	\$ -	\$ 1,000	0.00
TOTAL:	\$ 3,053,554	\$ 7,030,755	100.00

Chino Valley Fire District
FY 2025 - 2026
General Fund Expenditure
Period Ending 11/30/2024



CHINO VALLEY FIRE DISTRICT
GENERAL FUND - NOVEMBER 2025

Real Estate Taxes:	\$	493,196.98
Personal Property Taxes:	\$	17,572.86
Fire District Assistance Tax:	\$	35,172.36
Interest Revenue:	\$	3,441.20
Other:	\$	-
<hr/>		
TOTAL:	\$	549,383.40

Transferred to CAFMA:	\$	3,050,053.88
-----------------------	----	--------------



Yavapai County Treasurer

Monthly Statement

Date Range: 11/1/2025 to 11/30/2025

Chino Valley Fire Dist GF		
Fund: 6065540000		

6065540000	Chino Valley Fire Dist GF			
Begin Balance:	3,128,975.49	212,724.99		
Income:	549,383.40	3,791,485.23		
LOC Advance:	.00	.00		
Expense:	(3,050,053.88)	(3,375,905.21)	LOC:	.00
LOC Payments:	.00	.00	Warrants Outstanding:	.00
Cash Balance:	628,305.01	628,305.01	End:	628,305.01

Monthly Statement Summary

Source Code	Description		MTDAmount	YTDAmount
6065540000 Chino Valley Fire Dist GF		Beginning Balance:	3,128,975.49	212,724.99
11100.2023	2023 Real Estate Taxes		(60.02)	(60.02)
11100.2024	2024 Real Estate Taxes	493,196.98	13,837.09	85,970.06
11100.2025	2025 Real Estate Taxes		479,419.91	3,406,671.71
12100.2014	2014 Personal Property Taxes		.00	19.65
12100.2017	2017 Personal Property Taxes		.00	7.00
12100.2020	2020 Personal Property Taxes		.00	440.65
12100.2021	2021 Personal Property Taxes		.00	256.03
12100.2022	2022 Personal Property Taxes		42.54	451.15
12100.2023	2023 Personal Property Taxes		.00	1,436.04
12100.2024	2024 Personal Property Taxes	17,572.86	263.32	7,591.73
12100.2025	2025 Personal Property Taxes		17,267.00	66,209.89
37150.0	FDAT Distributions	35,172.36	35,172.36	214,348.50
38109.0	Interest on Investments St Treas		2,451.37	5,439.16
38111.0	Interest on Investments	3441.20	100.28	234.04
38113.0	Interest on Investments-Wells Fargo		889.55	2,469.64
91032.0	Warrants Redeemed		.00	(1,518.14)
91702.0	Transfer out		(3,050,053.88)	(3,374,387.07)
		Ending Balance:	628,305.01	628,305.01

Monthly Statement Detail

Date	Notes	Doc #	Amount	C/D
6065540000	Chino Valley Fire Dist GF		Beginning Balance: 3,128,975.49	
11100.2023	2023 Real Estate Taxes		Source Code Total: (60.02)	
11/06	Tax Distribution	0	(60.02)	C
11100.2024	2024 Real Estate Taxes		Source Code Total: 13,837.09	
11/03	Tax Distribution	0	31.34	C
11/03	Tax Distribution	0	895.12	C
11/04	Tax Distribution	0	8,975.34	C
11/04	Tax Distribution	0	386.73	C



Yavapai County Treasurer

Monthly Statement

Date Range: 11/1/2025 to 11/30/2025

11/05	Tax Distribution	0	17.03	C
11/06	Tax Distribution	0	39.23	C
11/06	Tax Distribution	0	(62.99)	C
11/06	Tax Distribution	0	142.93	C
11/07	Tax Distribution	0	383.27	C
11/10	Tax Distribution	0	11.31	C
11/10	Tax Distribution	0	421.51	C
11/12	Tax Distribution	0	55.04	C
11/12	Tax Distribution	0	446.98	C
11/13	Tax Distribution	0	229.17	C
11/14	Tax Distribution	0	257.24	C
11/17	Tax Distribution	0	929.91	C
11/24	Tax Distribution	0	67.27	C
11/25	Tax Distribution	0	589.91	C
11/25	Tax Distribution	0	20.75	C
11100.2025 2025 Real Estate Taxes			Source Code Total: 479,419.91	
11/03	Tax Distribution	0	1,265.40	C
11/03	Tax Distribution	0	13,863.29	C
11/03	Tax Distribution	0	28,215.60	C
11/03	Tax Distribution	0	1,936.58	C
11/03	Tax Distribution	0	2,795.57	C
11/03	Tax Distribution	0	1,812.66	C
11/04	Tax Distribution	0	7,432.07	C
11/04	Tax Distribution	0	127.11	C
11/04	Tax Distribution	0	30,424.33	C
11/04	Tax Distribution	0	27,838.59	C
11/04	Tax Distribution	0	26,423.15	C
11/04	Tax Distribution	0	2,084.38	C
11/05	Tax Distribution	0	457.22	C
11/05	Tax Distribution	0	(21.94)	C
11/05	Tax Distribution	0	26,807.37	C
11/05	Tax Distribution	0	2,613.70	C
11/05	Tax Distribution	0	9,940.64	C
11/05	Tax Distribution	0	6,792.86	C
11/06	Tax Distribution	0	40.65	C
11/06	Tax Distribution	0	25,028.04	C
11/06	Tax Distribution	0	6,656.78	C
11/06	Tax Distribution	0	6,877.37	C
11/07	Tax Distribution	0	5,165.30	C
11/07	Tax Distribution	0	6,172.31	C
11/07	Tax Distribution	0	6,322.06	C
11/10	Tax Distribution	0	1,534.23	C
11/10	Tax Distribution	0	16,897.33	C



Yavapai County Treasurer

Monthly Statement

Date Range: 11/1/2025 to 11/30/2025

11/10	Tax Distribution	0	3,506.56	C
11/10	Tax Distribution	0	8,709.86	C
11/10	Tax Distribution	0	5,488.24	C
11/12	Tax Distribution	0	784.26	C
11/12	Tax Distribution	0	4,755.62	C
11/12	Tax Distribution	0	2,164.75	C
11/12	Tax Distribution	0	9,936.14	C
11/13	Tax Distribution	0	708.63	C
11/13	Tax Distribution	0	10,288.42	C
11/13	Tax Distribution	0	2,528.51	C
11/13	Tax Distribution	0	6,537.63	C
11/14	Tax Distribution	0	3,108.85	C
11/14	Tax Distribution	0	5,863.31	C
11/14	Tax Distribution	0	3,046.03	C
11/17	Tax Distribution	0	26,722.25	C
11/17	Tax Distribution	0	5,148.70	C
11/18	Tax Distribution	0	2,846.93	C
11/18	Tax Distribution	0	5,511.96	C
11/18	Tax Distribution	0	8,843.07	C
11/18	Tax Distribution	0	2,207.86	C
11/18	Tax Distribution	0	10,198.70	C
11/19	Tax Distribution	0	.60	C
11/19	Tax Distribution	0	(351.66)	C
11/19	Tax Distribution	0	11,124.90	C
11/19	Tax Distribution	0	2.56	C
11/19	Tax Distribution	0	1,917.72	C
11/19	Tax Distribution	0	1,663.78	C
11/19	Tax Distribution	0	2,688.04	C
11/20	Tax Distribution	0	840.30	C
11/20	Tax Distribution	0	2,428.36	C
11/20	Tax Distribution	0	550.19	C
11/20	Tax Distribution	0	2,954.73	C
11/20	Tax Distribution	0	5,481.33	C
11/21	Tax Distribution	0	4,648.93	C
11/21	Tax Distribution	0	3,407.56	C
11/21	Tax Distribution	0	3,450.73	C
11/24	Tax Distribution	0	10,571.51	C
11/24	Tax Distribution	0	4,551.82	C
11/24	Tax Distribution	0	1,077.71	C
11/24	Tax Distribution	0	2,940.05	C
11/25	Tax Distribution	0	2,001.01	C
11/25	Tax Distribution	0	4,299.27	C
11/25	Tax Distribution	0	2,457.29	C



Yavapai County Treasurer

Monthly Statement

Date Range: 11/1/2025 to 11/30/2025

11/25	Tax Distribution	0	3,225.87	C
11/25	Tax Distribution	0	2,473.97	C
11/26	Tax Distribution	0	5,754.30	C
11/26	Tax Distribution	0	3,106.43	C
11/26	Tax Distribution	0	969.01	C
11/26	Tax Distribution	0	774.67	C
12100.2022 2022 Personal Property Taxes			Source Code Total: 42.54	
11/10	Tax Distribution	0	42.54	C
12100.2024 2024 Personal Property Taxes			Source Code Total: 263.32	
11/06	Tax Distribution	0	59.47	C
11/06	Tax Distribution	0	55.51	C
11/10	Tax Distribution	0	85.68	C
11/10	Tax Distribution	0	18.45	C
11/20	Tax Distribution	0	19.07	C
11/25	Tax Distribution	0	25.14	C
12100.2025 2025 Personal Property Taxes			Source Code Total: 17,267.00	
11/03	Tax Distribution	0	185.76	C
11/03	Tax Distribution	0	1,177.45	C
11/03	Tax Distribution	0	619.28	C
11/03	Tax Distribution	0	7.80	C
11/03	Tax Distribution	0	40.75	C
11/04	Tax Distribution	0	273.09	C
11/04	Tax Distribution	0	1,295.06	C
11/04	Tax Distribution	0	832.88	C
11/04	Tax Distribution	0	1,589.34	C
11/04	Tax Distribution	0	38.16	C
11/05	Tax Distribution	0	724.74	C
11/05	Tax Distribution	0	666.99	C
11/05	Tax Distribution	0	12.54	C
11/05	Tax Distribution	0	7.50	C
11/06	Tax Distribution	0	166.51	C
11/06	Tax Distribution	0	1,025.99	C
11/06	Tax Distribution	0	174.85	C
11/06	Tax Distribution	0	43.04	C
11/07	Tax Distribution	0	(34.00)	C
11/07	Tax Distribution	0	606.65	C
11/10	Tax Distribution	0	848.69	C
11/10	Tax Distribution	0	135.27	C
11/10	Tax Distribution	0	556.78	C
11/10	Tax Distribution	0	101.14	C
11/12	Tax Distribution	0	224.93	C
11/12	Tax Distribution	0	56.71	C
11/12	Tax Distribution	0	24.87	C



Yavapai County Treasurer

Monthly Statement

Date Range: 11/1/2025 to 11/30/2025

11/13	Tax Distribution	0	261.14	C
11/13	Tax Distribution	0	331.52	C
11/14	Tax Distribution	0	162.74	C
11/14	Tax Distribution	0	327.58	C
11/14	Tax Distribution	0	465.82	C
11/17	Tax Distribution	0	555.60	C
11/17	Tax Distribution	0	720.27	C
11/17	Tax Distribution	0	60.40	C
11/17	Tax Distribution	0	83.35	C
11/18	Tax Distribution	0	127.39	C
11/18	Tax Distribution	0	133.82	C
11/18	Tax Distribution	0	209.36	C
11/19	Tax Distribution	0	.11	C
11/19	Tax Distribution	0	161.88	C
11/20	Tax Distribution	0	144.13	C
11/20	Tax Distribution	0	26.93	C
11/21	Tax Distribution	0	240.88	C
11/24	Tax Distribution	0	122.69	C
11/24	Tax Distribution	0	561.75	C
11/24	Tax Distribution	0	93.17	C
11/24	Tax Distribution	0	34.00	C
11/24	Tax Distribution	0	47.46	C
11/25	Tax Distribution	0	210.61	C
11/25	Tax Distribution	0	418.80	C
11/25	Tax Distribution	0	16.29	C
11/25	Tax Distribution	0	49.40	C
11/26	Tax Distribution	0	68.58	C
11/26	Tax Distribution	0	228.56	C
37150.0 FDAT Distributions			Source Code Total: 35,172.36	
11/03	Fire Dist Assistance Tax 0.129511	0	6,783.94	C
11/04	Fire Dist Assistance Tax 0.129511	0	5,350.74	C
11/05	Fire Dist Assistance Tax 0.129511	0	4,523.83	C
11/06	Fire Dist Assistance Tax 0.129511	0	3,909.54	C
11/07	Fire Dist Assistance Tax 0.129511	0	484.29	C
11/10	Fire Dist Assistance Tax 0.129511	0	2,523.99	C
11/12	Fire Dist Assistance Tax 0.129511	0	1,079.29	C
11/13	Fire Dist Assistance Tax 0.129511	0	1,168.28	C
11/14	Fire Dist Assistance Tax 0.129511	0	899.72	C
11/17	Fire Dist Assistance Tax 0.129511	0	1,780.80	C
11/18	Fire Dist Assistance Tax 0.129511	0	1,195.51	C
11/19	Fire Dist Assistance Tax 0.129511	0	1,006.34	C
11/20	Fire Dist Assistance Tax 0.129511	0	704.85	C
11/21	Fire Dist Assistance Tax 0.129511	0	617.13	C



Yavapai County Treasurer

Monthly Statement

Date Range: 11/1/2025 to 11/30/2025

11/24	Fire Dist Assistance Tax 0.129511	0	1,253.67	C
11/25	Fire Dist Assistance Tax 0.129511	0	1,115.80	C
11/26	Fire Dist Assistance Tax 0.129511	0	774.64	C
38109.0	Interest on Investments St Treas		Source Code Total: 2,451.37	
11/12	Investment Interest	0	2,451.37	C
38111.0	Interest on Investments		Source Code Total: 100.28	
11/04	Investment Interest	0	100.28	C
38113.0	Interest on Investments-Wells Fargo		Source Code Total: 889.55	
11/12	Investment Interest	0	889.55	C
91702.0	Transfer out		Source Code Total: (3,050,053.88)	
11/12	TRANSFER PER KM EMAIL 11-12-2025	0	(3,050,053.88)	D
6065540000 Chino Valley Fire Dist GF			Ending Balance: 628,305.01	

Chino Valley Fire District
Bank Reconciliation Summary
For the Bank Statement ending: 11/30/2025

BANK CONTROL ID: GEN - GENERAL FUND		DESC: GENERAL FUND	ACCOUNT NO: 000000000000000
Beginning Balance:	11/01/25		\$3,128,975.49
Deposits and Credits:			\$549,383.40
Checks and Charges:			(\$3,050,053.88)
Adjustments:			\$0.00
Ending Balance Per Reconciliation:			\$628,305.01
Ending Balance Per Bank Statement:	11/30/25		\$628,305.01
* Outstanding Deposits and Credits:	11/30/25		\$0.00
* Outstanding Checks and Charges:	11/30/25		(\$3,500.00)
Ending Book Balance:		11/30/25	\$624,805.01

* Outstanding amounts are all outstanding credits and charges dated prior or equal to the Reconciliation date.

Chino Valley Fire District
BR Checks and Charges Cleared
For the Bank Statement ending: 11/30/25

GEN		General Fund		General Fund		0000000000000000
Date	Document	Description	Module	Company	Amount	
11/30/25	Cash With Yav Cty	Fire Authority Funding	GL	CHINOV	\$3,050,053.88	
TOTAL CHECKS AND CHARGES CLEARED:					\$3,050,053.88	

Chino Valley Fire District
BR Checks and Charges Outstanding
For the Bank Statement ending: 11/30/25

GEN		General Fund		General Fund		0000000000000000
Date	Document	Description	Module	Company	Amount	
11/24/25	706550067	Walker & Armstrong LLP	AP	CHINOV	\$3,500.00	
TOTAL CHECKS AND CHARGES OUTSTANDING:					\$3,500.00	

Chino Valley Fire District
BR Deposits and Credits Cleared
For the Bank Statement ending: 11/30/25

GEN		General Fund		General Fund		0000000000000000
Date	Document	Description	Module	Company	Amount	
11/30/25	Cash With Yav Cty	GF Tax & Interest Revenue Nov	GL	CHINOV	\$549,383.40	
TOTAL DEPOSITS AND CREDITS CLEARED:					\$549,383.40	

Chino Valley Fire District
BR Deposits and Credits Outstanding
For the Bank Statement ending:

Date	Document	Description	Module	Company	Amount
------	----------	-------------	--------	---------	--------

TOTAL DEPOSITS AND CREDITS OUTSTANDING:

Chino Valley Fire District
Bank Reconciliation Register

Document Number	Date	BR Status	Void?	Description	Date Cleared	Amount
-----------------	------	-----------	-------	-------------	--------------	--------

MODULE: CHECKS FROM ACCOUNTS PAYABLE

BANK CONTROL ID: GEN - GENERAL FUND						
706550067	11/24/25	Retrieved	No	Walker & Armstrong LLP		\$3,500.00
SUB TOTAL FOR BANK:						\$3,500.00
TOTAL FOR MODULE:						\$3,500.00

MODULE: JOURNAL ENTRIES FROM GENERAL LEDGER

BANK CONTROL ID: GEN - GENERAL FUND						
Cash With Yav Cty	11/30/25	Marked	No	Fire Authority Funding	12/09/25	\$3,050,053.88
Cash With Yav Cty	11/30/25	Marked	No	GF Tax & Interest Revenue Nov	12/09/25	\$549,383.40
SUB TOTAL FOR BANK:						\$3,599,437.28
TOTAL FOR MODULE:						\$3,599,437.28

Chino Valley Fire District
BR Adjustments Report
For the Bank Statement ending:

Date	Document	Description	GL Account	Offset Amt	Adj. Amt
------	----------	-------------	------------	------------	----------

DOCUMENT:

ADJUSTMENT DOCUMENT " TOTAL:

TOTAL FOR ALL ADJUSTMENTS:

12/9/25
9:17:28 AM

Chino Valley Fire District
Income Statement
(Original Budget to Actual Comparison)
For the period of 11/1/2025 Through 11/30/2025

Fund: (10) General Fund

	Account	Actual	Current Period Budget	Variance	%	Actual	Year To Date Budget
<u>Revenues</u>							
Real Estate Tax	10400000000	\$493,196.98	\$0.00	\$493,196.98	0.0%	\$9,472,914.08	\$6,628,755.00
Personal Property Tax	10410000000	17,572.86	0.00	17,572.86	0.0	215,011.09	0.00
Fire District Assistance Tax	10420000000	35,172.36	0.00	35,172.36	0.0	612,375.28	400,000.00
Interest Income-General Fund	10490000000	3,441.20	0.00	3,441.20	0.0	32,202.96	0.00
Rebates/Refunds	10500000000	0.00	0.00	0.00	0.0	0.00	2,000.00
Misc. Revenues	10510000000	0.00	0.00	0.00	0.0	519.49	0.00
Net Revenues		\$549,383.40	\$0.00	\$549,383.40	0.0 %	\$10,333,022.90	\$7,030,755.00
<u>Program Expenses</u>							
Fire Authority Funding	10670010000	\$3,050,053.88	\$0.00	\$(3,050,053.88)	0.0%	\$9,846,492.82	\$7,016,755.00
Total Program Expenses		\$3,050,053.88	\$0.00	\$(3,050,053.88)	0.0 %	\$9,846,492.82	\$7,016,755.00
<u>Fund Raising Expenses</u>							
Audit & Accounting	10640010000	\$3,500.00	\$0.00	\$(3,500.00)	0.0%	\$12,541.64	\$8,000.00
Legal Services - Routine	10641010000	0.00	0.00	0.00	0.0	2,844.50	5,000.00
Fire Board Expenses	10644110000	0.00	0.00	0.00	0.0	38.16	1,000.00
Misc/Admin	10661010000	0.00	0.00	0.00	0.0	21.07	0.00
Contingency Expense - Current	10780130000	0.00	0.00	0.00	0.0	0.00	20,000.00
Total Fund Raising Expenses		\$3,500.00	\$0.00	\$(3,500.00)	0.0 %	\$15,445.37	\$34,000.00
Total Expenses		\$3,053,553.88		\$(3,053,553.88)		\$9,861,938.19	\$7,050,755.00
Net Income (Loss)		\$(2,504,170.48)	\$0.00	\$(2,504,170.48)	0.0%	\$471,084.71	\$(20,000.00)

12/9/25
9:18:37 AM

Chino Valley Fire District
Balance Sheet
As of 11/30/2025
Fund: (10) General Fund

Assets

Current Assets

Cash with Yavapai County	\$624,805.01	
Taxes Receivable	124,421.50	
Investment In CAFMA	4,555,375.20	
Total Current Assets		\$5,304,601.71

Total Assets

\$5,304,601.71

Liabilities and Net Assets

Current Liabilities

Accounts Payable	\$270.00	
Deferred Compensation (Prop Tax)	88,395.35	
Total Current Liabilities		\$88,665.35

Total Liabilities

\$88,665.35

Net Assets

Fund Balance	\$4,744,852.22	
Current Year Net Assets	471,084.71	

Total Net Assets

5,215,936.93

Total Liabilities and Net Assets

\$5,304,602.28

12/9/25
9:19:26 AM

Chino Valley Fire District
GL Account Ledger - Detail By Period
11/1/2025 through 11/30/2025

Batch	Journal	Entry #	Date	Job	Document	Description	Debits
10.1100.0.0.000			CASH WITH YAVAPAI COUNTY				
2465	CD	144699	11/24/25		706550067	Walker & Armstrong LLP - Cash Disbursement WALARM	-
2464	GJ	144695	11/30/25		Cash With Yav Cty	Fire Authority Funding	-
2468	GJ	144707	11/30/25		Cash With Yav Cty	GF Tax & Interest Revenue Nov 2025	549,383.40
CASH WITH YAVAPAI COUNTY TOTALS:							\$549,383.40
TOTAL OF LEDGER:							\$549,383.40

Chino Valley Fire District
GL Trial Balance Worksheet
For The Period of 11/1/2025 through 11/30/2025

Account	Description	Balances		
		Beginning	Debits	Credits
10.1100.0.0.000	Cash with Yavapai County	\$3,128,975.49	\$549,383.40	\$3,053,553.88
TOTALS:		\$3,128,975.49	\$549,383.40	\$3,053,553.88

Inactive accounts are marked and appear in grey.

formstack sign Document Completion Certificate

Document Reference : 4324ef86-dbdb-4447-8e63-df5f81141635

Document Title : 2025.11 CHINO GF Complete Packet

Document Region : Northern Virginia

Sender Name : Tessa Jordan

Sender Email : tjordan@cazfire.gov

Total Document Pages : 26

Secondary Security : Not Required

Participants

1. Tessa Jordan (tjordan@cazfire.gov)
2. Cody Rose (crose@CAZfire.gov)
3. John Feddema (jfeddema@cazfire.gov)

CC

1. kmauldin@cazfire.gov
2. sdixson@cazfire.gov
3. dkrizo@cazfire.gov

Document History

Timestamp	Description
12/09/2025 12:53PM US/Eastern	Sender downloaded document.
12/09/2025 12:55PM US/Eastern	Document sent by Tessa Jordan (tjordan@cazfire.gov).
12/09/2025 12:55PM US/Eastern	Document viewed by Tessa Jordan (tjordan@cazfire.gov). 24.117.179.98 Mozilla/5.0 (Windows NT 10.0; Win64; x64) AppleWebKit/537.36 (KHTML, like Gecko) Chrome/143.0.0.0 Safari/537.36
12/09/2025 12:55PM US/Eastern	Tessa Jordan (tjordan@cazfire.gov) has agreed to terms of service and to do business electronically with Tessa Jordan (tjordan@cazfire.gov). 24.117.179.98 Mozilla/5.0 (Windows NT 10.0; Win64; x64) AppleWebKit/537.36 (KHTML, like Gecko) Chrome/143.0.0.0 Safari/537.36
12/09/2025 12:55PM US/Eastern	Signed by Tessa Jordan (tjordan@cazfire.gov). 24.117.179.98 Mozilla/5.0 (Windows NT 10.0; Win64; x64) AppleWebKit/537.36 (KHTML, like Gecko) Chrome/143.0.0.0 Safari/537.36
12/09/2025 12:55PM US/Eastern	Email sent to Cody Rose (crose@CAZfire.gov).
12/09/2025 12:56PM US/Eastern	Email sent to Cody Rose (crose@CAZfire.gov).
12/09/2025 01:03PM US/Eastern	Document viewed by Cody Rose (crose@CAZfire.gov). 24.117.179.98 Mozilla/5.0 (Windows NT 10.0; Win64; x64) AppleWebKit/537.36 (KHTML, like

Document History

Timestamp	Description
	Gecko) Chrome/141.0.0.0 Safari/537.36
12/09/2025 01:04PM US/Eastern	Cody Rose (crose@CAZfire.gov) has agreed to terms of service and to do business electronically with Tessa Jordan (tjordan@cazfire.gov). 24.117.179.98 Mozilla/5.0 (Windows NT 10.0; Win64; x64) AppleWebKit/537.36 (KHTML, like Gecko) Chrome/141.0.0.0 Safari/537.36
12/09/2025 01:04PM US/Eastern	Signed by Cody Rose (crose@CAZfire.gov). 24.117.179.98 Mozilla/5.0 (Windows NT 10.0; Win64; x64) AppleWebKit/537.36 (KHTML, like Gecko) Chrome/141.0.0.0 Safari/537.36
12/09/2025 01:04PM US/Eastern	Document viewed by Cody Rose (crose@CAZfire.gov). 24.117.179.98 Mozilla/5.0 (Windows NT 10.0; Win64; x64) AppleWebKit/537.36 (KHTML, like Gecko) Chrome/141.0.0.0 Safari/537.36
12/09/2025 01:04PM US/Eastern	Email sent to John Feddema (jfeddema@cazfire.gov).
12/09/2025 01:06PM US/Eastern	Document viewed by John Feddema (jfeddema@cazfire.gov). 24.117.179.98 Mozilla/5.0 (Windows NT 10.0; Win64; x64) AppleWebKit/537.36 (KHTML, like Gecko) Chrome/143.0.0.0 Safari/537.36
12/09/2025 01:06PM US/Eastern	John Feddema (jfeddema@cazfire.gov) has agreed to terms of service and to do business electronically with Tessa Jordan (tjordan@cazfire.gov). 24.117.179.98 Mozilla/5.0 (Windows NT 10.0; Win64; x64) AppleWebKit/537.36 (KHTML, like Gecko) Chrome/143.0.0.0 Safari/537.36
12/09/2025 01:06PM US/Eastern	Signed by John Feddema (jfeddema@cazfire.gov). 24.117.179.98 Mozilla/5.0 (Windows NT 10.0; Win64; x64) AppleWebKit/537.36 (KHTML, like Gecko) Chrome/143.0.0.0 Safari/537.36
12/09/2025 01:06PM US/Eastern	Document copy sent to sdixson@cazfire.gov.
12/09/2025 01:06PM US/Eastern	Document copy sent to John Feddema (jfeddema@cazfire.gov).
12/09/2025 01:06PM US/Eastern	Document copy sent to kmauldin@cazfire.gov.
12/09/2025 01:06PM US/Eastern	Document copy sent to dkrizo@cazfire.gov.
12/09/2025 01:06PM US/Eastern	Document copy sent to Cody Rose (crose@CAZfire.gov).
12/09/2025 01:06PM US/Eastern	Document copy sent to Tessa Jordan (tjordan@cazfire.gov).
12/09/2025 01:06PM US/Eastern	Document copy sent to Tessa Jordan (tjordan@cazfire.gov).

CHINO VALLEY FIRE DISTRICT
BOND DEBT SERVICE FUND BANK RECONCILIATION SEPTEMBER, 2025

Reconciliation:		Bank Statement Balance:	
Beginning Balance:	\$ 79,480.22	Balance Per Bank:	\$ 87,607.06
Tax Revenue:	\$ 7,808.34	Outstanding Checks:	\$ -
Interest Revenue:	\$ 318.50	Outstanding Deposits:	\$ -
Principle/Interest Payments:	\$ -		
Interest Paid on Tax Roll Corrections:	\$ -		
Other:	\$ -		
Ending Balance:	\$ 87,607.06	Ending Balance:	\$ 87,607.06
Difference Between Balances:		\$ -	

Deposits Per Bank Statement:	
Real Estate Taxes:	\$ 7,501.96
Personal Property Taxes:	\$ 306.38
Interest Revenue:	\$ 318.50
Other:	\$ -
Ending Balance:	\$ 8,126.84

Reconciliation Approved By: John Feddema
 John Feddema, Fire Chief

Reconciliation Reviewed By: Cody Rose
 Cody Rose, Assistant Chief of Administration

Reconciliation Prepared By: Tessa Jordan
 Tessa Jordan, Finance Specialist

CHINO VALLEY FIRE DISTRICT
BOND DEBT FUND - SEPTEMBER 2025

Real Estate Taxes:	\$	7,501.96
UPP Taxes:	\$	306.38
Interest Received:	\$	318.50
Other: Bos Sale - Taxes	\$	-

TOTAL:	\$	8,126.84
--------	----	----------



Yavapai County Treasurer

Monthly Statement

Date Range: 9/1/2025 to 9/30/2025

Chino Valley Fire Dist BDS				
Fund: 6065640700				
6065640700	Chino Valley Fire Dist BDS			
Begin Balance:	79,480.22	73,334.11		
Income:	8,126.84	14,272.95		
LOC Advance:	.00	.00		
Expense:	.00	.00	LOC:	.00
LOC Payments:	.00	.00	Warrants Outstanding:	.00
Cash Balance:	87,607.06	87,607.06	End:	87,607.06

Monthly Statement Summary

Source Code	Description		MTDAmount	YTDAmount
6065640700	Chino Valley Fire Dist BDS	Beginning Balance:	79,480.22	73,334.11
11100.2024	2024 Real Estate Taxes		637.85	4,416.60
11100.2025	2025 Real Estate Taxes	7501.96	6,864.11	6,864.11
12100.2014	2014 Personal Property Taxes		.66	1.98
12100.2017	2017 Personal Property Taxes		.00	.79
12100.2020	2020 Personal Property Taxes		.00	9.17
12100.2021	2021 Personal Property Taxes		3.87	13.37
12100.2022	2022 Personal Property Taxes		19.23	30.46
12100.2023	2023 Personal Property Taxes		29.80	100.81
12100.2024	2024 Personal Property Taxes	306.38	7.16	470.10
12100.2025	2025 Personal Property Taxes		245.66	245.66
38109.0	Interest on Investments St Treas		195.75	1,340.21
38111.0	Interest on Investments	318.50	5.59	60.15
38113.0	Interest on Investments-Wells Fargo		117.16	719.54
		Ending Balance:	87,607.06	87,607.06

Monthly Statement Detail

Date	Notes	Doc #	Amount	C/D
6065640700	Chino Valley Fire Dist BDS		Beginning Balance: 79,480.22	
11100.2024	2024 Real Estate Taxes		Source Code Total: 637.85	
09/02	Tax Distribution	0	88.05	C
09/04	Tax Distribution	0	9.97	C
09/05	Tax Distribution	0	20.34	C
09/05	Tax Distribution	0	.16	C
09/08	Tax Distribution	0	10.66	C
09/11	Tax Distribution	0	12.17	C
09/15	Tax Distribution	0	82.44	C
09/15	Tax Distribution	0	35.68	C
09/15	Tax Distribution	0	45.77	C
09/16	Tax Distribution	0	9.16	C



Yavapai County Treasurer

Monthly Statement

Date Range: 9/1/2025 to 9/30/2025

09/17	Tax Distribution	0	65.35	C
09/18	Tax Distribution	0	37.35	C
09/22	Tax Distribution	0	31.20	C
09/22	Tax Distribution	0	6.21	C
09/22	Tax Distribution	0	46.17	C
09/24	Tax Distribution	0	.18	C
09/26	Tax Distribution	0	40.80	C
09/29	Tax Distribution	0	7.22	C
09/29	Tax Distribution	0	88.97	C
11100.2025 2025 Real Estate Taxes			Source Code Total: 6,864.11	
09/10	Tax Distribution	0	782.88	C
09/10	Tax Distribution	0	36.87	C
09/12	Tax Distribution	0	6.13	C
09/12	Tax Distribution	0	36.49	C
09/15	Tax Distribution	0	14.27	C
09/15	Tax Distribution	0	79.74	C
09/15	Tax Distribution	0	144.16	C
09/16	Tax Distribution	0	25.00	C
09/16	Tax Distribution	0	355.50	C
09/16	Tax Distribution	0	6.25	C
09/16	Tax Distribution	0	10.27	C
09/17	Tax Distribution	0	124.32	C
09/17	Tax Distribution	0	26.06	C
09/17	Tax Distribution	0	63.06	C
09/18	Tax Distribution	0	48.09	C
09/19	Tax Distribution	0	21.07	C
09/22	Tax Distribution	0	161.28	C
09/22	Tax Distribution	0	167.35	C
09/22	Tax Distribution	0	162.95	C
09/22	Tax Distribution	0	162.58	C
09/23	Tax Distribution	0	330.39	C
09/23	Tax Distribution	0	61.86	C
09/24	Tax Distribution	0	147.60	C
09/24	Tax Distribution	0	5.38	C
09/25	Tax Distribution	0	61.31	C
09/25	Tax Distribution	0	88.65	C
09/26	Tax Distribution	0	124.92	C
09/26	Tax Distribution	0	172.95	C
09/29	Tax Distribution	0	122.88	C
09/29	Tax Distribution	0	46.22	C
09/29	Tax Distribution	0	721.68	C
09/29	Tax Distribution	0	243.35	C
09/29	Tax Distribution	0	18.04	C



Yavapai County Treasurer

Monthly Statement

Date Range: 9/1/2025 to 9/30/2025

09/29	Tax Distribution	0	253.18	C
09/30	Tax Distribution	0	123.88	C
09/30	Tax Distribution	0	216.53	C
09/30	Tax Distribution	0	646.45	C
09/30	Tax Distribution	0	513.59	C
09/30	Tax Distribution	0	11.93	C
09/30	Tax Distribution	0	519.00	C
12100.2014 2014 Personal Property Taxes			Source Code Total: .66	
09/18	Tax Distribution	0	.66	C
12100.2021 2021 Personal Property Taxes			Source Code Total: 3.87	
09/02	Tax Distribution	0	3.87	C
12100.2022 2022 Personal Property Taxes			Source Code Total: 19.23	
09/02	Tax Distribution	0	3.80	C
09/25	Tax Distribution	0	15.43	C
12100.2023 2023 Personal Property Taxes			Source Code Total: 29.80	
09/02	Tax Distribution	0	11.19	C
09/08	Tax Distribution	0	3.44	C
09/25	Tax Distribution	0	15.17	C
12100.2024 2024 Personal Property Taxes			Source Code Total: 7.16	
09/02	Tax Distribution	0	4.13	C
09/08	Tax Distribution	0	3.03	C
12100.2025 2025 Personal Property Taxes			Source Code Total: 245.66	
09/16	Tax Distribution	0	.35	C
09/17	Tax Distribution	0	4.94	C
09/22	Tax Distribution	0	9.74	C
09/22	Tax Distribution	0	41.31	C
09/23	Tax Distribution	0	4.76	C
09/25	Tax Distribution	0	38.36	C
09/25	Tax Distribution	0	49.66	C
09/29	Tax Distribution	0	74.95	C
09/29	Tax Distribution	0	15.53	C
09/29	Tax Distribution	0	2.94	C
09/30	Tax Distribution	0	3.12	C
38109.0 Interest on Investments St Treas			Source Code Total: 195.75	
09/09	Investment Interest	0	195.75	C
38111.0 Interest on Investments			Source Code Total: 5.59	
09/09	Investment Interest	0	5.59	C
38113.0 Interest on Investments-Wells Fargo			Source Code Total: 117.16	
09/09	Investment Interest	0	117.16	C
6065640700 Chino Valley Fire Dist BDS			Ending Balance: 87,607.06	

Chino Valley Fire District
Bank Reconciliation Summary
For the Bank Statement ending: 9/30/2025

BANK CONTROL ID: BDS - YAVAPAI COUNTY TREASURER		DESC: BOND DEBT SERVICE	ACCOUNT NO: 6-65640-7000
Beginning Balance:	09/01/25		\$79,480.22
Deposits and Credits:			\$8,126.84
Checks and Charges:			\$0.00
Adjustments:			\$0.00
Ending Balance Per Reconciliation:			\$87,607.06
Ending Balance Per Bank Statement:	09/30/25		\$87,607.06
* Outstanding Deposits and Credits:	09/30/25		\$0.00
* Outstanding Checks and Charges:	09/30/25		\$0.00
Ending Book Balance:			\$87,607.06

* Outstanding amounts are all outstanding credits and charges dated prior or equal to the Reconciliation date.

Chino Valley Fire District
BR Checks and Charges Cleared
For the Bank Statement ending:

Date	Document	Description	Module	Company	Amount
------	----------	-------------	--------	---------	--------

TOTAL CHECKS AND CHARGES CLEARED:

Chino Valley Fire District
BR Checks and Charges Outstanding
For the Bank Statement ending:

<u>Date</u>	<u>Document</u>	<u>Description</u>	<u>Module</u>	<u>Company</u>	<u>Amount</u>
-------------	-----------------	--------------------	---------------	----------------	---------------

TOTAL CHECKS AND CHARGES OUTSTANDING:

Chino Valley Fire District
BR Deposits and Credits Cleared
For the Bank Statement ending: 9/30/25

BDS		Yavapai County Treasurer		Bond Debt Service		6-65640-7000	
Date	Document	Description	Module	Company	Amount		
09/30/25	Cash With Yav Cty	September 2025 BDS Tax and Int	GL	CHINOV	\$8,126.84		
TOTAL DEPOSITS AND CREDITS CLEARED:					\$8,126.84		

Chino Valley Fire District
BR Deposits and Credits Outstanding
For the Bank Statement ending:

Date	Document	Description	Module	Company	Amount
------	----------	-------------	--------	---------	--------

TOTAL DEPOSITS AND CREDITS OUTSTANDING:

Chino Valley Fire District
Bank Reconciliation Register

Document Number	Date	BR Status	Void?	Description	Date Cleared	Amount
MODULE: JOURNAL ENTRIES FROM GENERAL LEDGER						
BANK CONTROL ID: BDS - YAVAPAI COUNTY TREASURER						
Cash With Yav Cty	09/30/25	Marked	No	September 2025 BDS Tax and Int	10/16/25	\$8,126.84
SUB TOTAL FOR BANK:						\$8,126.84
TOTAL FOR MODULE:						\$8,126.84

Chino Valley Fire District
BR Adjustments Report
For the Bank Statement ending:

Date	Document	Description	GL Account	Offset Amt	Adj. Amt
------	----------	-------------	------------	------------	----------

DOCUMENT:

ADJUSTMENT DOCUMENT " TOTAL:

TOTAL FOR ALL ADJUSTMENTS:

10/16/25
12:22:18 PM

Chino Valley Fire District
Income Statement
(Original Budget to Actual Comparison)
For the period of 9/1/2025 Through 9/30/2025

Fund: (40) Bond Service Fund

	Account	Actual	Current Period Budget	Variance	%	Actual	Year To Date Budget
<u>Revenues</u>							
Real Estate Tax	40420000002	\$7,501.96	\$0.00	\$7,501.96	0.0%	\$443,981.25	\$0.00
Personal Tax Revenue	40420500000	306.38	0.00	306.38	0.0	11,067.70	0.00
Misc Revenue	40510000000	0.00	0.00	0.00	0.0	36.78	0.00
Net Revenues		\$7,808.34	\$0.00	\$7,808.34	0.0 %	\$455,085.73	\$0.00
Income (Loss) from Operations		\$7,808.34	\$0.00	\$7,808.34	0.0%	\$455,085.73	\$0.00
<u>Other Income (Expense)</u>							
Bond Debt Service Interest Revenue	40430000000	\$318.50	\$0.00	\$318.50	0.0%	\$14,603.51	\$0.00
Bond Debt Service Principle Payment	40600000000	0.00	0.00	0.00	0.0	(380,000.00)	0.00
Bond Debt Service Interest Expense	40610000000	0.00	0.00	0.00	0.0	(64,794.32)	0.00
Total Other Income (Expense)		\$318.50	\$0.00	\$318.50	0.0 %	\$(430,190.81)	\$0.00
Net Income (Loss)		\$8,126.84	\$0.00	\$8,126.84	0.0%	\$24,894.92	\$0.00

10/16/25
12:22:48 PM

Chino Valley Fire District
Balance Sheet
As of 9/30/2025

Fund: (40) Bond Service Fund
Account: (1105) Not Defined

Assets		
<u>Current Assets</u>		
Bond Debt Service	\$87,607.06	
Total Current Assets		\$87,607.06
Total Assets		\$87,607.06
Total Liabilities and Net Assets		\$0.00

10/16/25
12:23:34 PM

Chino Valley Fire District
GL Account Ledger - Detail By Period
9/1/2025 through 9/30/2025

Batch	Journal	Entry #	Date	Job	Document	Description	Debits	
40.1105.0.0.000			BOND DEBT SERVICE					
2460	GJ	144679	09/30/25		Cash With Yav Cty	September 2025 BDS Tax and Interest Revenue	8,126.84	
BOND DEBT SERVICE TOTALS:							\$8,126.84	
TOTAL OF LEDGER:							\$8,126.84	

Chino Valley Fire District
GL Trial Balance Worksheet
For The Period of 9/1/2025 through 9/30/2025

Account	Description	Balances		
		Beginning	Debits	Credits
40,1105,0,0,000	Bond Debt Service	\$79,480.22	\$8,126.84	\$0.00
TOTALS:		\$79,480.22	\$8,126.84	\$0.00

Inactive accounts are marked and appear in grey.

formstack sign Document Completion Certificate

Document Reference : fb7980ce-cb13-409c-82b9-61c9767445d9
Document Title : 09.2025 CHINO BDS Bank Reconciliation Packet
Document Region : Northern Virginia
Sender Name : Tessa Jordan
Sender Email : tjordan@cazfire.gov
Total Document Pages : 16
Secondary Security : Not Required

Participants

1. Tessa Jordan (tjordan@cazfire.gov)
2. Cody Rose (crose@CAZfire.gov)
3. John Feddema (jfeddema@cazfire.gov)

CC

1. kmauldin@cazfire.gov
2. sdixson@cazfire.gov
3. dkrizo@cazfire.gov

Document History

Timestamp	Description
10/16/2025 03:54PM US/Eastern	Sender downloaded document.
10/16/2025 03:55PM US/Eastern	Document sent by Tessa Jordan (tjordan@cazfire.gov).
10/16/2025 03:55PM US/Eastern	Email sent to Tessa Jordan (tjordan@cazfire.gov).
10/16/2025 03:56PM US/Eastern	Document viewed by Tessa Jordan (tjordan@cazfire.gov). 24.117.179.98 Mozilla/5.0 (Windows NT 10.0; Win64; x64) AppleWebKit/537.36 (KHTML, like Gecko) Chrome/141.0.0.0 Safari/537.36
10/16/2025 03:56PM US/Eastern	Tessa Jordan (tjordan@cazfire.gov) has agreed to terms of service and to do business electronically with Tessa Jordan (tjordan@cazfire.gov). 24.117.179.98 Mozilla/5.0 (Windows NT 10.0; Win64; x64) AppleWebKit/537.36 (KHTML, like Gecko) Chrome/141.0.0.0 Safari/537.36
10/16/2025 03:56PM US/Eastern	Signed by Tessa Jordan (tjordan@cazfire.gov). 24.117.179.98 Mozilla/5.0 (Windows NT 10.0; Win64; x64) AppleWebKit/537.36 (KHTML, like Gecko) Chrome/141.0.0.0 Safari/537.36
10/16/2025 03:57PM US/Eastern	Email sent to Cody Rose (crose@CAZfire.gov).
10/16/2025 06:00PM US/Eastern	Document viewed by Cody Rose (crose@CAZfire.gov). 174.205.161.179 Mozilla/5.0 (iPhone; CPU iPhone OS 18_7 like Mac OS X) AppleWebKit/605.1.15

Document History

Timestamp	Description
	(KHTML, like Gecko) Version/26.0.1 Mobile/15E148 Safari/604.1
10/16/2025 06:00PM US/Eastern	Cody Rose (crose@CAZfire.gov) has agreed to terms of service and to do business electronically with Tessa Jordan (tjordan@cazfire.gov). 174.205.161.179 Mozilla/5.0 (iPhone; CPU iPhone OS 18_7 like Mac OS X) AppleWebKit/605.1.15 (KHTML, like Gecko) Version/26.0.1 Mobile/15E148 Safari/604.1
10/16/2025 06:00PM US/Eastern	Signed by Cody Rose (crose@CAZfire.gov). 174.205.161.179 Mozilla/5.0 (iPhone; CPU iPhone OS 18_7 like Mac OS X) AppleWebKit/605.1.15 (KHTML, like Gecko) Version/26.0.1 Mobile/15E148 Safari/604.1
10/16/2025 06:00PM US/Eastern	Email sent to John Feddema (jfeddema@cazfire.gov).
10/16/2025 07:33PM US/Eastern	Document viewed by John Feddema (jfeddema@cazfire.gov). 24.117.179.98 Mozilla/5.0 (Windows NT 10.0; Win64; x64) AppleWebKit/537.36 (KHTML, like Gecko) Chrome/141.0.0.0 Safari/537.36
10/16/2025 07:34PM US/Eastern	John Feddema (jfeddema@cazfire.gov) has agreed to terms of service and to do business electronically with Tessa Jordan (tjordan@cazfire.gov). 24.117.179.98 Mozilla/5.0 (Windows NT 10.0; Win64; x64) AppleWebKit/537.36 (KHTML, like Gecko) Chrome/141.0.0.0 Safari/537.36
10/16/2025 07:34PM US/Eastern	Signed by John Feddema (jfeddema@cazfire.gov). 24.117.179.98 Mozilla/5.0 (Windows NT 10.0; Win64; x64) AppleWebKit/537.36 (KHTML, like Gecko) Chrome/141.0.0.0 Safari/537.36
10/16/2025 07:34PM US/Eastern	Document copy sent to Cody Rose (crose@CAZfire.gov).
10/16/2025 07:34PM US/Eastern	Document copy sent to Tessa Jordan (tjordan@cazfire.gov).
10/16/2025 07:34PM US/Eastern	Document copy sent to John Feddema (jfeddema@cazfire.gov).
10/16/2025 07:34PM US/Eastern	Document copy sent to dkrizo@cazfire.gov.
10/16/2025 07:34PM US/Eastern	Document copy sent to kmauldin@cazfire.gov.
10/16/2025 07:34PM US/Eastern	Document copy sent to sdixson@cazfire.gov.
10/16/2025 07:34PM US/Eastern	Document copy sent to Tessa Jordan (tjordan@cazfire.gov).